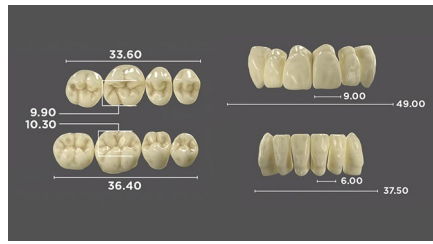


inLab CAD Software 22.0

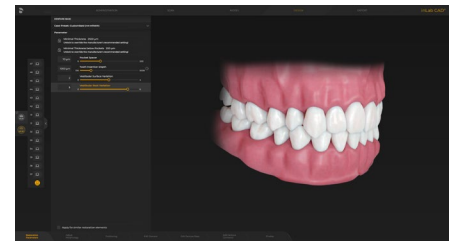
New possibilities for the digital denture design



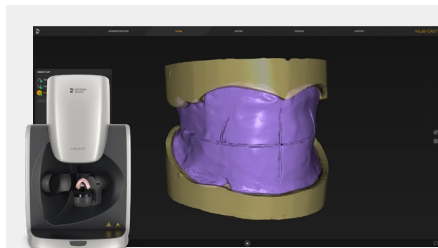
- Integrated workflow for **single arch dentures** (NEW) and full dentures
- Scan of edentulous single arch models or impressions, or full arch models with inEos X5



- New digitally millable and printable denture tooth libraries for
 - Dentsply Sirona **Digital Portrait**
 - Dentsply Sirona **Digital Genios**

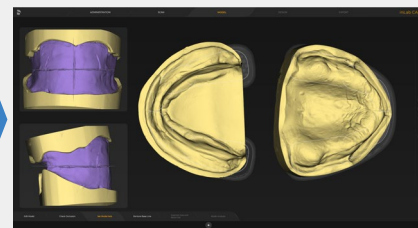


- **Gingiva optimizations** with improved initial proposals, new denture base parameters, and advanced editing tools



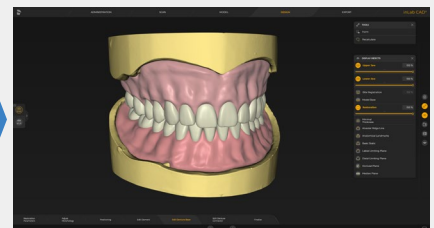
Scanning with inEos X5

The scanning phase of the inLab Software provides support with a clear user interface, step menu, and interactive help - for a fast and complete scanning process.



Model phase

inLab CAD Software guides through the model phase, generates an initial proposal for the denture base line, and supports the automated model analysis, based on proven positioning concepts.



Design

The inLab CAD Software offers two options for tooth set-up: the individual tooth set-up according to the biogeneric principle or the selection from a digital tooth library.

More flexibility and ease of use



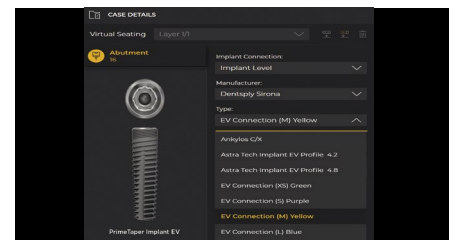
Support of CEREC Primemill

CEREC Primemill can now be selected as manufacturing unit. The machine and material parameters are taken into account accordingly during design with inLab CAD Software.



Support of CEREC Guide 3

inLab CAD Software supports now the design of CEREC Guide 3 surgical guides for the Dentsply Sirona implant systems Ankylos®, Astra Tech Implant System® EV, and Xive®.*



Support of PrimeTaper

Implant supported restoration design for the PrimeTaper implant system from Dentsply Sirona.**

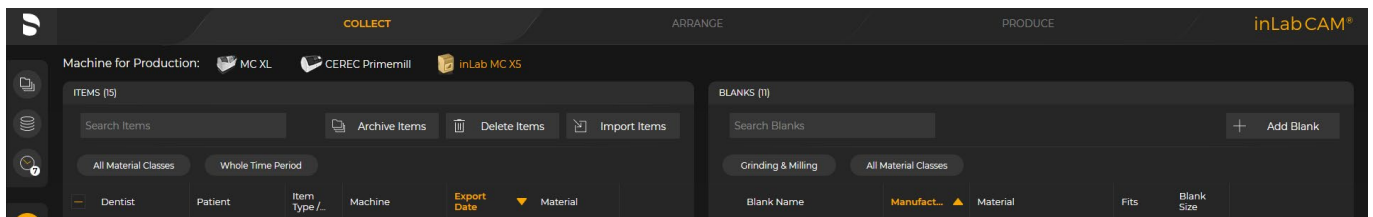
New user interface: The redesigned user interface of the inLab Software now offers extensive visual improvements as well as a harmonized appearance and user-friendly transitions between different Dentsply Sirona software applications.



* CEREC Guide 3 does not yet support Dentsply Sirona Prime Taper.
** Due to various certification and registration periods, not all products are available in all countries.

inLab CAM Software 22.0

Professional and flexible manufacturing



The new harmonized user interface of inLab CAM Software 22 provides with an item based workflow for improved clarity about planned production orders for inLab MC X5, inLab MC XL, and - NEW - for CEREC Primemill.

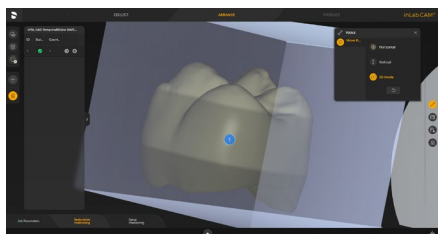
- Job definition by object (restoration design) and workpiece (blank or block)
- Job collection for further processing and comfortable sort function

The new **CAM Service** of inLab CAM SW 22 offers the central management and storage of data for all inLab CAM installations connected in the local network - for timeliness of date and higher security in data processing. The CAM Service is automatically installed with inLab CAM Software installation.

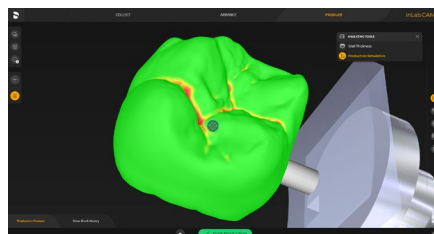
The new **Fast Forward** production option allows for 3-click automatic CAM workflow without additional manual effort: **1. Select item - 2. Click the FF button - 3. Start production.**

Support of CEREC Primemill with inLab CAM Software

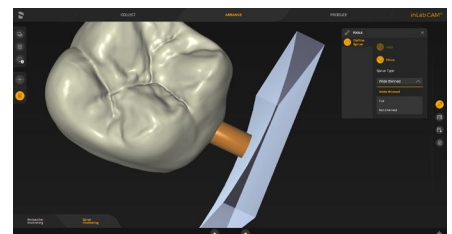
- Extra fine grinding of glass ceramics considerably faster than with CEREC or inLab MC XL
- Super fast milling of zirconium oxide



For efficient material utilization and for optimized nesting in the block (e.g. with multi-layer blocks) the object can manually be shifted and rotated.



The individual settings of detail level (very high/high/low) and processing mode (fast/rough/smooth) determine tool selection and processing time.



Sprue position and sprue type can be manually adjusted individually.



* All design files in *.stl file format are beyond the intended use of the respective Dentsply Sirona production system and potentially inadequate. Dentsply Sirona rejects liability for all possible risks to the user, third parties and the production device itself with all associated components when processing designs based on *.stl file format.

Subject to technical changes and errors. April 2022; SIRONA Dental Systems GmbH, Fabrikstrasse 31, 64625 Bensheim. Registered brands, trade names and logos are used. Even in particular cases, when they appear without their trademark, all corresponding legal rules and provisions apply.