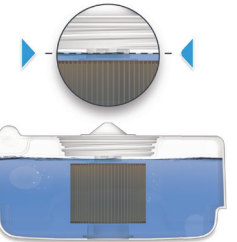


CEREC Primemill Cleaning and Maintenance




Before every tool insertion

- Ensure conical area on all tools is **clean and grease-free** before insertion



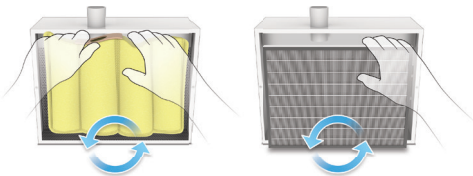
Before every wet process

- Ensure water and Dentatec (REF 5809640) mixture **covers** the tank filter



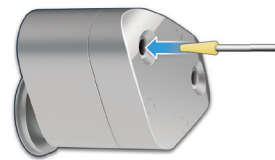
Dry milling zirconia

- Select Cleaning Position in touch interface and vacuum chamber with hand switch (REF 6721307)
- Afterwards run a wet cleaning or wet grinding process at least weekly
- Change filter bag (REF 6578095) after ~100-120 restorations or 8-10 process hours
- Change HEPA filter (REF 6385277) every 4th filter bag



All machining processes

- Change block fixation screw (REF 6258987) every 200 blocks
- Change block fixation screwdriver blade (REF 6711340) every 400 blocks



Weekly

- Clean motor shafts with felt cone and use brush to loosen harder dirt (REF 6718451)
- NOTE:** keep felt cone clean
- Change water in tank and add 75 ml Dentatec



Monthly

- Change water filter and tank sponge (REF 6429950, 6 pack) and check water level after first wet process
- Use MC Care Liquid (REF 6631191) with wet cleaning process for preventative care



Yearly

- Annual maintenance by a trained Technician



SCAN
ME!

