

A WHOLE NEW DIMENSION OF TOTAL PERFORMANCE.

GT[®]series



ROTARY FILES

with M-WIRE[™] NiTi

GT[®] SERIES X[™] ENDO SYSTEM HAS IT ALL.

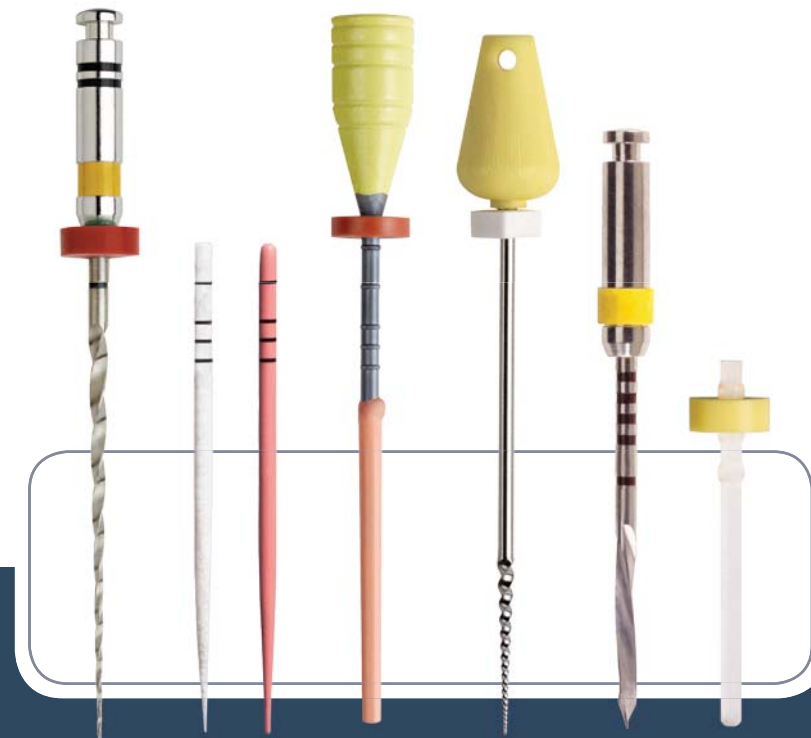
In the past, rotary file design focused on either speed, respecting canal morphology or resisting file separation. One focus, but never all three. *Until now.*

DENTSPLY Tulsa Dental Specialties, the company that has done more than any other to advance the specialty of endodontics, has done it again. Our unsurpassed commitment to scientific research and innovation has created a new choice. One that delivers greater flexibility to follow the true canal path with faster cutting and fewer files, now with M-Wire[™] nickel titanium, which significantly increases resistance to cyclic fatigue and file separation. All with the added efficiency of a total-system approach.

Designed by Dr. L. Stephen Buchanan, the GT Series X Endo System with M-Wire NiTi is here. And with it comes a whole new dimension of endodontic performance.

SYSTEM APPROACH.

The shape created by GT Series X rotary files is precision matched by corresponding products throughout the family, including obturators, absorbent points and gutta-percha points (pictured here with a GT hand file, post drill and fiber post which can be used to complement the GT Series X system).




THE FLEXIBILITY AND STRENGTH TO FIGHT CYCLIC FATIGUE.

Building on the success of the world's first system-based approach to endodontics and one of the world's best-selling files, the GT Series X Endo System is the next generation from the company you can count on. Its revolutionary design innovations include fewer cutting flutes and wider, more open blade angles that significantly reduce core mass. This slimmer girth creates a more nimble, yet strong design. The result is a faster cutting instrument with increased flexibility to follow curved canals.

GREATER FLEXIBILITY, TWO WAYS.

The flexible strength inherent to GT Series X rotary files comes not only from how they are built – by what they're built with. M-Wire NiTi, exclusively from DENTSPLY Tulsa Dental Specialties, raises performance to unprecedented heights by offering significantly more of the benefits endodontists care about most, including flexibility and the resistance to cyclic fatigue, the leading cause of file separation.* It's the ideal material for use with the GT Series X files' flexible, reduced-core design.

* Ya Shen, Gary Shun-pan Cheung, Zbuan Bian, Bin Peng. "Comparison of Defects in ProFile and ProTaper Systems after Clinical Use." *Journal of Endodontics*, Vol. 32, No. 1, (2006), pp. 61-65.

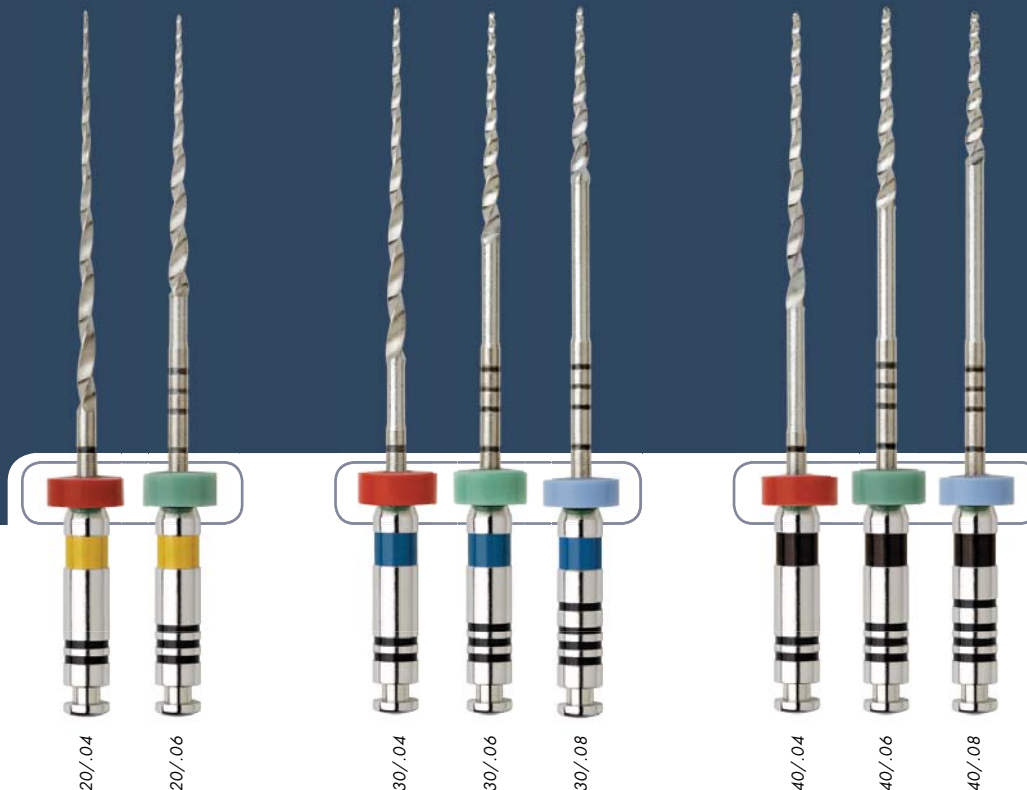


HANDLING THE CURVES.

Advanced NiTi engineering provides flexibility and cyclic fatigue resistance for shaping curved canals.

FEWER FILES AND LESS INVENTORY.

Fewer files. Fewer rotations. Fewer interruptions for file cleaning. Faster cutting. The list of GT Series X efficiency improvements continues – including fewer instruments needed to clean and shape a canal using the GT Series X Endo System technique.



Single use is required for optimum instrument performance and patient safety.

EASY TAPER IDENTIFICATION

| | | |
|-----------|---------------|---------|
| .08 Taper | Blue Stopper | 4 Rings |
| .06 Taper | Green Stopper | 3 Rings |
| .04 Taper | Red Stopper | 2 Rings |



FAST AND TRUE.

Wider flutes and variable radial lands help efficiently move debris coronally and keep the instrument centered in the true canal path.



EVEN THE HANDLE IS EFFICIENT.

- Black dot for easy identification
- True grip handle for centric rotation.
- Bands denote taper size with each ring equaling a taper factor of 2.
- Short, 11 mm handles offer easy placement in posterior teeth.
- ISO color sequence denotes tip size.
- Color-coded stop offers quick indicator of the taper
- Calibration rings help in precisely setting the working length.

FASTER SPEED TO DESIRED SHAPE.

Just as the GT Series X files' reduced core diameter and M-Wire NiTi construction work together to increase flexibility, several powerful advantages combine together to increase speed to shape.

- Blades feature unique helical angles and variable radial lands that reduce contact against the canal wall for faster cutting.
- Wider flutes make fewer continuous rotations around the instrument from the tip to the end of the cutting zone.
- Sophisticated, open blade design reduces the chance of threading.
- Cutting efficiency is increased by the deeper chip space created by the wider flutes.
- Flutes hold more debris, reducing the number of strokes needed to shape the canal. This decreases the number of file rotations and reduces cyclic fatigue that can lead to file separation.

WHEN IT COMES TO PERFORMANCE, GT SERIES X ROTARY FILES ARE JUST THE BEGINNING.

Complete and comprehensive, the GT Series X Endo System provides everything you need to create continuously tapered, uniform shapes with confidence. Each system component works together by design to take you efficiently from instrumentation through obturation. Consistent color coding quickly guides your size selections. Obturators provide a complete 3D fill and are ready to use in seconds.** Even the torque control motor saves you time by remembering pre-programmed settings. It's the whole package – as serious about high performance as you are.

** Contact us for a free copy of clinical research on the proven effectiveness of our carrier-based obturators.

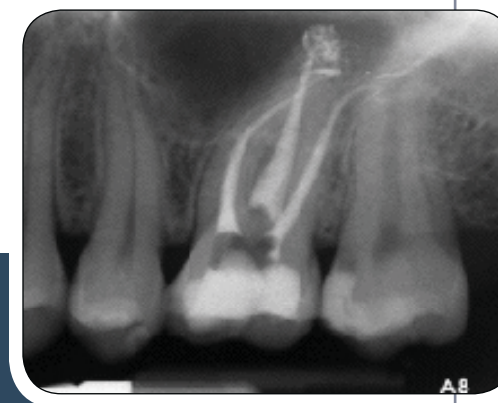
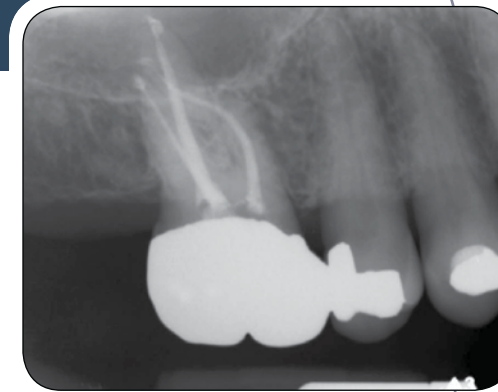


THE COMPLETE GT SERIES X ENDO SYSTEM

- Torque Control Motor (Endo DTC, Endo ITR or X-Smart® Motor)
- Mini-Head, Push-Button Contra Angle
- 6 Packs of GT® Series X™ Rotary Files
- 5 Packs of GT® Series X™ Obturators
- GT® Series X™ Obturator Oven
- ProLube® Root Canal Conditioner
- ProRinse® Endo Irrigation Needles
- ThermoSeal® Plus Sealer
- Lexicon® K-Files
- Lexicon® FlexSSK® Files
- Lexicon® Barbed Broaches
- Lexicon® Amalgam Burs
- Lexicon® Diamond Access Burs
- Lexicon® Multi-Burs
- Lexicon® Pulp Shaper Burs
- Lexicon® File Measuring Block
- PREPI® Burs
- GT® Post Drills
- GT® Series X™ Absorbent Points
- Complete Instruction Manual
- Technique Card
- Introduction DVD

CONSISTENT SHAPES.

Series X rotary files follow the true canal path, even in curved canals, for consistent, conservative shapes case after case.



Radiographs & CT Scan provided by Dr. L. Stephen Buchanan.

ELEVATING ENDODONTICS. STRENGTHENING THE SPECIALTY. AGAIN.

The GT Series X Endo System with M-Wire NiTi. If you haven't tried it, you haven't experienced the next innovation that's revolutionizing endodontics. Contact your Tulsa Dental Specialties representative for an in-office demonstration.

DENTSPLY Tulsa Dental Specialties
DENTSPLY International, Inc.
5100 E. Skelly Drive, Suite 300
Tulsa, OK 74135
1-800-662-1202
1-800-597-2779 (fax)
www.tulsadentalspecialties.com

DENTSPLY
TULSA DENTAL
SPECIALTIES
Endodontics & Implants
*Our Quality. Your Success.
Their Satisfaction.*



See Directions For Use

Rx only

For Dental Use Only