



Xive®

# Product Catalog



## Smartness in practice

Xive provides flexibility, smartness and user friendliness to dental professionals favoring the advantages of a hexagon interface connection.

The system was originally developed in a unique and pioneering collaboration between clinicians and industry. Experience met innovation with one common purpose - to develop an implant system that is as intuitive as it is efficient, delivering reliability and peace of mind to dental professionals and their patients worldwide.

## CONTENTS

**Overviews**

Product overview Xive® D 3.0/D 3.4	4
Product overview Xive® D 3.8	6
Product overview Xive® D 4.5	8
Product overview Xive® D 5.5	10
Product overview Xive® TG	12
Torque overview	14

**Implants**

Xive® S	18
Xive® TG	20

**Prosthetics**

<b>Soft tissue management</b>	21
TempBase	21
Gingiva former	22
EsthetiCap	24

<b>Xive® S</b>	25
Impression taking on implant level	26
Impression taking on abutment level (MP)	31
Prefabricated abutments	34
• EstheticBase Abutment	34
• Cercon® Abutment	37
• CeraBase Abutment	38
• AuroBase Abutment	39
• Telescopic Abutment	40
• MP Abutment	41
• Acuris conometric concept	44
• Bridges	46
• PassivFit Set, MP Retention Sleeves	48
• Bar	49
• Locator® Abutment	52
• Ball and Socket Attachment	54
Patient-specific prosthetics	55
• TitaniumBase & ScanBase Abutment	55
• Atlantis® Abutments	55
The WeldOne® concept	56

<b>Xive® TG</b>	
Impression taking	58
Prefabricated abutments	59
Patient-specific prosthetics	61

**Instruments**

<b>Planning components</b>	62
----------------------------	----

**Surgical instruments**

Surgical kits	64
Washtray	68
Surgical instruments	70
Guided surgery instruments	82
Surgical unit	87

<b>Prosthetic instruments</b>	89
-------------------------------	----

<b>Service materials</b>	95
--------------------------	----
























<b>Product index</b>	98
----------------------	----

<b>Explanation of the symbols on labels and instructions for use</b>	110
--	-----



















# Product overview Xive®

D 3.0

D 3.4























Implants	Cover screw	Gingiva former	Impressions at implant level	Prefabricated prosthetics
 <p><b>Xive S plus Implant D 3.0</b> L 11 26 - 2412 L 13 26 - 2413 L 15 26 - 2415</p>	 <p><b>Friident Cover Screw for Implants</b> 45 - 1120</p>	 <p><b>Xive Gingiva Former C</b> GH 1 26 - 1921 GH 2 26 - 1922 GH 3 26 - 1923 GH 5 26 - 1925</p>	 <p><b>Xive Transfer Coping PickUp C</b> (open tray technique) short 26 - 2123 long 26 - 2125</p>  <p><b>Xive Transfer Coping C</b> (closed tray technique) short 26 - 2023 long 26 - 2025</p>  <p><b>Friident Milling Implant</b> 45 - 2621</p>  <p><b>Friident Implant Analog</b> 45 - 4020</p>	 <p><b>Friident EstheticBase Abutment straight A 0</b> GH 1 46 - 2121 GH 2 46 - 2122 GH 3 46 - 2123 GH 5 46 - 2125</p>  <p><b>Friident EstheticBase Abutment angled A 15</b> GH 1 46 - 2221 GH 2 46 - 2222 GH 3 46 - 2223 GH 5 46 - 2225</p>
 <p><b>Xive S plus Implant D 3.4</b> L 9.5 26 - 2431 L 11 26 - 2432 L 13 26 - 2433 L 15 26 - 2435 L 18 26 - 2438</p>	 <p><b>Friident Cover Screw for Implants</b> 45 - 1130</p>	 <p><b>Xive Gingiva Former C</b> GH 1 26 - 1931 GH 2 26 - 1932 GH 3 26 - 1933 GH 5 26 - 1935</p>  <p><b>Xive Gingiva Former slim C</b> GH 2 26 - 1832 GH 3 26 - 1833 GH 5 26 - 1835</p>	 <p><b>Xive Transfer Coping PickUp C</b> (open tray technique) short 26 - 2133 long 26 - 2135</p>  <p><b>Xive Transfer Coping C</b> (closed tray technique) short 26 - 2033 long 26 - 2035</p>  <p><b>Friident Milling Implant</b> 45 - 2631</p>  <p><b>Friident Implant Analog</b> 45 - 4030</p>	<p><b>Single-Crown</b></p>  <p><b>Friident EstheticBase Abutment straight A 0</b> GH 1 46 - 2131 GH 2 46 - 2132 GH 3 46 - 2133 GH 5 46 - 2135</p>  <p><b>Friident EstheticBase Abutment angled A 15</b> GH 1 46 - 2231 GH 2 46 - 2232 GH 3 46 - 2233 GH 5 46 - 2235</p> <p><b>Bridges</b></p>  <p><b>Friident EstheticBase Abutment straight A 0</b> GH 1 46 - 2131 GH 2 46 - 2132 GH 3 46 - 2133 GH 5 46 - 2135</p>  <p><b>Friident EstheticBase Abutment angled A 15</b> GH 1 46 - 2231 GH 2 46 - 2232 GH 3 46 - 2233 GH 5 46 - 2235</p> <p><b>Overdentures / Bars</b></p>  <p><b>Friident MP Abutment straight A 0</b> GH 1 46 - 2831 GH 2 46 - 2832 GH 3 46 - 2833 GH 5 46 - 2835</p>  <p><b>Xive MP Abutment angled A 15</b> GH 2 46 - 2932 GH 3 46 - 2933 GH 5 46 - 2935</p> <p><b>A 30</b> GH 2 46 - 3032 GH 3 46 - 3033</p>





























Prefabricated prosthetics	Patient-specific prosthetics	Impressions abutment level (only for MP)
 <b>Friadent AuroBase Abutment</b> 45 - 2420   <b>Friadent Telescopic Abutment</b> 45 - 2620	 <b>Atlantis Abutments</b>	
 <b>Friadent CeraBase Abutment</b> conical 45 - 2530   anatomical 45 - 2531   <b>Friadent AuroBase Abutment</b> 45 - 2430		
 <b>Friadent MP Abutment straight A 0</b> GH 1 46 - 2831 GH 2 46 - 2832 GH 3 46 - 2833 GH 5 46 - 2835   <b>Xive MP Abutment angled</b> A 15                      A 30 GH 2 46 - 2932    GH 2 46 - 3032 GH 3 46 - 2933    GH 3 46 - 3033 GH 5 46 - 2935	 <b>Atlantis Abutments for Xive</b>   <b>Atlantis Suprastructures for Xive</b>	 <b>Friadent MP Lab Set PickUp Impression</b> 46 - 8230   <b>Friadent MP Lab Set Transfer Impression</b> 46 - 8130
 <b>Xive Locator Abutment</b> GH 1 26 - 3301 GH 2 26 - 3302 GH 3 26 - 3303 GH 4 26 - 3304 GH 5 26 - 3305   <b>Friadent Ball and Socket Attachment</b> GH 1 45 - 3131 GH 2 45 - 3132 GH 3 45 - 3133	 <b>Friadent MP Lab Set Gold Bar Coping</b> 46 - 9630   <b>Friadent MP Lab Set Titanium Bar Coping</b> 46 - 9637   <b>Friadent MP Lab Set Castable Bar Coping</b> 46 - 9638   <b>Friadent Telescopic Abutment</b> 45 - 2630	

# Product overview Xive®























D 3.8




























Implants	Cover screw	Gingiva former	Impressions at implant level	Prefabricated prosthetics
 <p><b>Xive S plus Implant D 3.8</b> L 8 26 - 2440 L 9.5 26 - 2441 L 11 26 - 2442 L 13 26 - 2443 L 15 26 - 2445 L 18 26 - 2448</p>	 <p><b>Friident Cover Screw for Implants</b> 45 - 1140</p>	 <p><b>Xive Gingiva Former C</b> GH 1 26 - 1941 GH 2 26 - 1942 GH 3 26 - 1943 GH 5 26 - 1945</p>  <p><b>Xive Gingiva Former slim C</b> GH 2 26 - 1842 GH 3 26 - 1843 GH 5 26 - 1845</p>	 <p><b>Xive Transfer Coping PickUp C</b> (open tray technique) short 26 - 2143 long 26 - 2145</p>  <p><b>Xive Transfer Coping C</b> (closed tray technique) short 26 - 2043 long 26 - 2045</p>  <p><b>Friident Milling Implant</b> 45 - 2641</p>  <p><b>Friident Implant Analog</b> 45 - 4040</p>	<p><b>Single-Crown</b></p>  <p><b>Friident EstheticBase Abutment straight A 0</b> GH 1 46 - 2141 GH 2 46 - 2142 GH 3 46 - 2143 GH 5 46 - 2145</p>  <p><b>Friident EstheticBase Abutment angled A 15</b> GH 1 46 - 2241 GH 2 46 - 2242 GH 3 46 - 2243 GH 5 46 - 2245</p> <hr/> <p><b>Bridges</b></p>  <p><b>Friident EstheticBase Abutment straight A 0</b> GH 1 46 - 2141 GH 2 46 - 2142 GH 3 46 - 2143 GH 5 46 - 2145</p>  <p><b>Friident EstheticBase Abutment angled A 15</b> GH 1 46 - 2241 GH 2 46 - 2242 GH 3 46 - 2243 GH 5 46 - 2245</p> <hr/> <p><b>Overdentures / Bars</b></p>  <p><b>Friident MP Abutment straight A 0</b> GH 1 46 - 2841 GH 2 46 - 2842 GH 3 46 - 2843 GH 5 46 - 2845 GH 9 46 - 2849</p>  <p><b>Xive MP Abutment angled A 15</b> GH 2 46 - 2942 GH 3 46 - 2943 GH 5 46 - 2945</p>  <p><b>Xive MP Abutment angled A 30</b> GH 2 46 - 3042 GH 3 46 - 3043</p>
<b>Platform Switch</b>				
	 <p><b>Xive Cover Screw PS D 3.8</b> 45 - 1180</p>	 <p><b>Xive Gingiva Former PS C</b> GH 1 26 - 2231 GH 2 26 - 2232 GH 3 26 - 2233 GH 5 26 - 2235</p>  <p><b>Xive Gingiva Former PS slim C</b> GH 2 26 - 1822 GH 3 26 - 1823 GH 5 26 - 1825</p>	 <p><b>Xive Transfer Coping PickUp PS C</b> (open tray technique) short 26 - 2343 long 26 - 2345</p>  <p><b>Xive Transfer Coping PS C</b> (closed tray technique) short 26 - 2333 long 26 - 2335</p>	<p><b>Platform Switch</b></p>  <p><b>Xive EstheticBase Abutment PS straight A 0</b> GH 1 46 - 2341 GH 2 46 - 2342 GH 3 46 - 2343 GH 5 46 - 2345</p>  <p><b>Xive EstheticBase Abutment PS angled A 15</b> GH 1 46 - 2441 GH 2 46 - 2442 GH 3 46 - 2443 GH 5 46 - 2445</p>

Prefabricated prosthetics	Patient-specific prosthetics	Impressions abutment level (only for MP)
 <p><b>Friadent Cercon Abutment straight A 0</b>            GH 1, neutral 47 - 1141            GH 2, neutral 47 - 1142            GH 1, dentine 47 - 2141            GH2, dentine 47 - 2142</p>  <p><b>Friadent Cercon Abutment angled A 15</b>            GH 1, neutral 47 - 1241            GH 2, neutral 47 - 1242            GH 1, dentine 47 - 2241            GH 2, dentine 47 - 2242</p>	 <p><b>Friadent CeraBase Abutment conical</b> 45 - 2540</p>  <p>anatomical 45 - 2541</p>  <p><b>Friadent AuroBase Abutment</b> 45 - 2440</p>	
 <p><b>Friadent MP Abutment straight A 0</b>            GH 1 46 - 2841            GH 2 46 - 2842            GH 3 46 - 2843            GH 5 46 - 2845            GH 9 46 - 2849</p>  <p><b>Xive MP Abutment angled</b>  <b>A 15</b>                      <b>A 30</b>            GH 2 46 - 2942    GH 2 46 - 3042            GH 3 46 - 2943    GH 3 46 - 3043            GH 5 46 - 2945</p>	 <p><b>Friadent MP Lab Set Bridge with Castable Waxing Sleeve</b> 46 - 9540</p>  <p><b>Friadent MP Lab Set Bridge with Cast-to Waxing Sleeve</b> 46 - 9940</p>  <p><b>Friadent AuroBase Abutment</b> 45 - 2440</p>  <p><b>Friadent PassivFit Set</b> 45 - 4840</p>	 <p><b>Xive TitaniumBase</b> 27 - 9040</p>  <p><b>Xive ScanBase</b> 27 - 9140</p>  <p><b>Atlantis Abutments for Xive</b></p>  <p><b>Friadent MP Lab Set PickUp Impression</b> 46 - 8240</p>
 <p><b>Xive Locator Abutment</b>            GH 1 26 - 3311            GH 2 26 - 3312            GH 3 26 - 3313            GH 4 26 - 3314            GH 5 26 - 3315</p>  <p><b>Friadent Ball and Socket Attachment</b>            GH 1 45 - 3141            GH 2 45 - 3142            GH 3 45 - 3143            GH 5 45 - 3145</p>	 <p><b>Friadent MP Lab Set Gold Bar Coping</b> 46 - 9640</p>  <p><b>Friadent MP Lab Set Titanium Bar Coping</b> 46 - 9647</p>  <p><b>Friadent MP Lab Set Castable Bar Coping</b> 46 - 9648</p>  <p><b>Friadent Telescopic Abutment</b> 45 - 2640</p>	 <p><b>Atlantis Suprastructures for Xive</b></p>  <p><b>Friadent MP Lab Set Transfer Impression</b> 46 - 8140</p>
 <p><b>Xive MP Abutment PS</b>            GH 1 46 - 2951            GH 2 46 - 2952            GH 3 46 - 2953            GH 5 46 - 2955</p>		 <p><b>Friadent MP Lab Set PickUp Impression</b> 46 - 8230</p>  <p><b>Friadent MP Lab Set Transfer Impression</b> 46 - 8130</p>

# Product overview Xive®





















**D 4.5**


























Implants	Cover screw	Gingiva former	Impressions at implant level	Prefabricated prosthetics
 <p><b>Xive S plus Implant D 4.5</b> L 8 26 - 2450 L 9.5 26 - 2451 L 11 26 - 2452 L 13 26 - 2453 L 15 26 - 2455 L 18 26 - 2458</p>	 <p><b>Friident Cover Screw for Implants</b> 45 - 1150</p>	 <p><b>Xive Gingiva Former C</b> GH 1 26 - 1951 GH 2 26 - 1952 GH 3 26 - 1953 GH 5 26 - 1955</p>  <p><b>Xive Gingiva Former slim C</b> GH 2 26 - 1852 GH 3 26 - 1853 GH 5 26 - 1855</p>	 <p><b>Xive Transfer Coping PickUp C</b> (open tray technique) short 26 - 2153 long 26 - 2155</p>  <p><b>Xive Transfer Coping C</b> (closed tray technique) short 26 - 2053 long 26 - 2055</p>  <p><b>Friident Milling Implant</b> 45 - 2651</p>  <p><b>Friident Implant Analog</b> 45 - 4050</p>	<p><b>Single-Crown</b></p>  <p><b>Friident EstheticBase Abutment straight A 0</b> GH 1 46 - 2151 GH 2 46 - 2152 GH 3 46 - 2153 GH 5 46 - 2155</p>  <p><b>Friident EstheticBase Abutment angled A 15</b> GH 1 46 - 2251 GH 2 46 - 2252 GH 3 46 - 2253 GH 5 46 - 2255</p> <hr/> <p><b>Bridges</b></p>  <p><b>Friident EstheticBase Abutment straight A 0</b> GH 1 46 - 2151 GH 2 46 - 2152 GH 3 46 - 2153 GH 5 46 - 2155</p>  <p><b>Friident EstheticBase Abutment angled A 15</b> GH 1 46 - 2251 GH 2 46 - 2252 GH 3 46 - 2253 GH 5 46 - 2255</p> <hr/> <p><b>Overdentures / Bars</b></p>  <p><b>Friident MP Abutment straight A 0</b> GH 1 46 - 2851 GH 2 46 - 2852 GH 3 46 - 2853 GH 5 46 - 2855 GH 9 46 - 2859</p>  <p><b>Xive MP Abutment angled A 15</b> GH 2 46 - 2942 GH 3 46 - 2943 GH 5 46 - 2945</p>  <p><b>A 30</b> GH 2 46 - 3042 GH 3 46 - 3043</p>
<p><b>Platform Switch</b></p> <p>The Xive D 4.5 implant has the same internal hex connection as the D 3.8 implant. You are able to use D 3.8 abutments on the Xive D 4.5 implants to create a platform switch. Please find further information in the Xive Platform-Switch folder or Xive Prosthetic Manual.</p>	 <p><b>Friident Cover Screw for Implants</b> 45 - 1140</p>	 <p><b>Xive Gingiva Former C</b> GH 1 26 - 1941 GH 2 26 - 1942 GH 3 26 - 1943 GH 5 26 - 1945</p>  <p><b>Xive Gingiva Former slim C</b> GH 2 26 - 1842 GH 3 26 - 1843 GH 5 26 - 1845</p>	 <p><b>Xive Transfer Coping PickUp C</b> (open tray technique) short 26 - 2143 long 26 - 2145</p>  <p><b>Xive Transfer Coping C</b> (closed tray technique) short 26 - 2043 long 26 - 2045</p>	<p><b>Platform Switch</b></p>  <p><b>Friident EstheticBase Abutment straight</b> GH 1 46 - 2141 GH 2 46 - 2142 GH 3 46 - 2143 GH 5 46 - 2145</p>  <p><b>Friident EstheticBase Abutment angled</b> GH 1 46 - 2241 GH 2 46 - 2242 GH 3 46 - 2243 GH 5 46 - 2245</p>

Prefabricated prosthetics	Patient-specific prosthetics	Impressions abutment level (only for MP)
 <p><b>Friadent Cercon Abutment straight A 0</b>            GH 1, neutral 47 - 1151            GH 2, neutral 47 - 1152            GH 1, dentine 47 - 2151            GH2, dentine 47 - 2152</p>  <p><b>Friadent Cercon Abutment angled A 15</b>            GH 1, neutral 47 - 1251            GH 2, neutral 47 - 1252            GH 1, dentine 47 - 2251            GH 2, dentine 47 - 2252</p>	 <p><b>Friadent CeraBase Abutment conical</b> 45 - 2550</p>  <p>anatomical 45 - 2551</p>  <p><b>Friadent AuroBase Abutment</b> 45 - 2450</p>	
 <p><b>Friadent MP Abutment straight A 0</b>            GH 1 46 - 2851            GH 2 46 - 2852            GH 3 46 - 2853            GH 5 46 - 2855            GH 9 46 - 2859</p>  <p><b>Xive MP Abutment angled</b>  <b>A 15</b>                      <b>A 30</b>            GH 2 46 - 2942    GH 2 46 - 3042            GH 3 46 - 2943    GH 3 46 - 3043            GH 5 46 - 2945</p>	 <p><b>Friadent MP Lab Set Bridge with Castable Waxing Sleeve</b> 46 - 9550</p>  <p><b>Friadent MP Lab Set Bridge with Cast-to Waxing Sleeve</b> 46 - 9950</p>  <p><b>Friadent AuroBase Abutment</b> 45 - 2450</p>  <p><b>Friadent PassivFit Set</b> 45 - 4850</p>	 <p><b>Xive TitaniumBase</b> 27 - 9050</p>  <p><b>Xive ScanBase</b> 27 - 9150</p>  <p><b>Atlantis Abutments for Xive</b></p>  <p><b>Friadent MP Lab Set PickUp Impression</b> 46 - 8250</p>
 <p><b>Xive Locator Abutment</b>            GH 1 26 - 3321            GH 2 26 - 3322            GH 3 26 - 3323            GH 4 26 - 3324            GH 5 26 - 3325</p>  <p><b>Friadent Ball and Socket Attachment</b>            GH 1 45 - 3151            GH 2 45 - 3152            GH 3 45 - 3153            GH 5 45 - 3155</p>	 <p><b>Friadent MP Lab Set Gold Bar Coping</b> 46 - 9650</p>  <p><b>Friadent MP Lab Set Titanium Bar Coping</b> 46 - 9657</p>  <p><b>Friadent MP Lab Set Castable Bar Coping</b> 46 - 9658</p>  <p><b>Friadent Telescopic Abutment</b> 45 - 2650</p>	 <p><b>Atlantis Suprastructures for Xive</b></p>  <p><b>Friadent MP Lab Set Transfer Impression</b> 46 - 8150</p>
 <p><b>Friadent MP Abutment straight A 0</b>            GH 1 46 - 2841            GH 2 46 - 2842            GH 3 46 - 2843            GH 5 46 - 2845            GH 9 46 - 2849</p>  <p><b>Xive MP Abutment angled D 3.8 - D 5.5</b>  <b>A 15</b>                      <b>A 30</b>            GH 2 46 - 2942    GH 2 46 - 3042            GH 3 46 - 2943    GH 3 46 - 3043            GH 5 46 - 2945</p>		 <p><b>Friadent MP Lab Set PickUp Impression D 3.8</b> 46 - 8240</p>  <p><b>Friadent MP Lab Set Transfer Impression D 3.8</b> 46 - 8140</p>






# Product overview Xive®



Implants	Cover screw	Gingiva former	Impressions at implant level	Prefabricated prosthetics
 <p><b>Xive S plus Implant D 5.5</b> L 8 26 - 2460 L 9.5 26 - 2461 L 11 26 - 2462 L 13 26 - 2463 L 15 26 - 2465</p>	 <p><b>Friident Cover Screw for Implants</b> 45 - 1160</p>	 <p><b>Xive Gingiva Former C</b> GH 1 26 - 1961 GH 2 26 - 1962 GH 3 26 - 1963 GH 5 26 - 1965</p>	 <p><b>Xive Transfer Coping PickUp C</b> (open tray technique) short 26 - 2163 long 26 - 2165</p>  <p><b>Xive Transfer Coping C</b> (Transfer Technique) short 26 - 2063 long 26 - 2065</p>  <p><b>Friident Milling Implant</b> 45 - 2661</p>  <p><b>Friident Implant Analog</b> 45 - 4060</p>	<p><b>Single-Crown</b></p>  <p><b>Friident EstheticBase Abutment straight A 0</b> GH 1 46 - 2161 GH 2 46 - 2162 GH 3 46 - 2163 GH 5 46 - 2165</p>  <p><b>Friident EstheticBase Abutment angled A 15</b> GH 1 46 - 2261 GH 2 46 - 2262 GH 3 46 - 2263 GH 5 46 - 2265</p> <hr/> <p><b>Bridges</b></p>  <p><b>Friident EstheticBase Abutment straight A 0</b> GH 1 46 - 2161 GH 2 46 - 2162 GH 3 46 - 2163 GH 5 46 - 2165</p>  <p><b>Friident EstheticBase Abutment angled A 15</b> GH 1 46 - 2261 GH 2 46 - 2262 GH 3 46 - 2263 GH 5 46 - 2265</p> <hr/> <p><b>Overdentures / Bars</b></p>  <p><b>Friident MP Abutment straight A 0</b> GH 1 46 - 2861 GH 2 46 - 2862 GH 3 46 - 2863 GH 5 46 - 2865</p>  <p><b>Xive MP Abutment angled A 15</b> GH 2 46 - 2942 GH 3 46 - 2943 GH 5 46 - 2945</p> <p><b>A 30</b> GH 2 46 - 3042 GH 3 46 - 3043</p>
<p><b>Platform Switch</b></p> <p>The Xive D 5.5 implant has the same internal hex connection as the D 3.8 &amp; D 4.5 implant. You are able to use D 3.8 &amp; D 4.5 abutments on the Xive D 5.5 implants to create a platform switch. Please find further information in the Xive Platform-Switch folder or Xive Prosthetic Manual.</p>	 <p><b>Friident Cover Screw for Implants</b> 45 - 1150</p>	 <p><b>Xive Gingiva Former C</b> GH 1 26 - 1951 GH 2 26 - 1952 GH 3 26 - 1953 GH 5 26 - 1955</p>  <p><b>Xive Gingiva Former slim C</b> GH 2 26 - 1852 GH 3 26 - 1853 GH 5 26 - 1855</p>	 <p><b>Xive Transfer Coping PickUp C</b> (open tray technique) short 26 - 2153 long 26 - 2155</p>  <p><b>Xive Transfer Coping C</b> (closed tray technique) short 26 - 2053 long 26 - 2055</p>	<p><b>Platform Switch</b></p>  <p><b>Friident EstheticBase Abutment straight</b> GH 1 46 - 2151 GH 2 46 - 2152 GH 3 46 - 2153 GH 5 46 - 2155</p>  <p><b>Friident EstheticBase Abutment angled</b> GH 1 46 - 2251 GH 2 46 - 2252 GH 3 46 - 2253 GH 5 46 - 2255</p>

Prefabricated prosthetics	Patient-specific prosthetics	Impressions abutment level (only for MP)
 <b>Friadent CeraBase Abutment</b> conical 45 - 2560   anatomical 45 - 2561   <b>Friadent AuroBase Abutment</b> 45 - 2460		
 <b>Friadent MP Abutment straight A 0</b> GH 1 46 - 2861 GH 2 46 - 2862 GH 3 46 - 2863 GH 5 46 - 2865   <b>Xive MP Abutment angled</b> <b>A 15</b> <b>A 30</b> GH 2 46 - 2942    GH 2 46 - 3042 GH 3 46 - 2943    GH 3 46 - 3043 GH 5 46 - 2945   <b>Friadent MP Lab Set Bridge with Castable Waxing Sleeve</b> 46 - 9560   <b>Friadent MP Lab Set Bridge with Cast-to Waxing Sleeve</b> 46 - 9960   <b>Friadent AuroBase Abutment</b> 45 - 2460   <b>Friadent PassivFit Set</b> 45 - 4860	 <b>Xive TitaniumBase</b> 27 - 9060   <b>Xive ScanBase</b> 27 - 9160   <b>Atlantis Abutments for Xive</b>	 <b>Friadent MP Lab Set PickUp Impression</b> 46 - 8260   <b>Friadent MP Lab Set Transfer Impression</b> 46 - 8160
 <b>Xive Locator Abutment</b> GH 1 26 - 3331 GH 2 26 - 3332 GH 3 26 - 3333 GH 4 26 - 3334 GH 5 26 - 3335   <b>Friadent Ball and Socket Attachement</b> GH 1 45 - 3161 GH 2 45 - 3162 GH 3 45 - 3163 GH 5 45 - 3165   <b>Friadent MP Lab Set Gold Bar Coping</b> 46 - 9660   <b>Friadent MP Lab Set Titanium Bar Coping</b> 46 - 9667   <b>Friadent MP Lab Set Castable Bar Coping</b> 46 - 9668   <b>Friadent Telescopic Abutment</b> 45 - 2660	 <b>Atlantis Suprastructures for Xive</b>	
 <b>Friadent MP Abutment straight A 0</b> GH 1 46 - 2851 GH 2 46 - 2852 GH 3 46 - 2853 GH 5 46 - 2855 GH 9 46 - 2859   <b>Xive MP Abutment angled D 3.8 - D 5.5</b> <b>A 15</b> <b>A 30</b> GH 2 46 - 2942    GH 2 46 - 3042 GH 3 46 - 2943    GH 3 46 - 3043 GH 5 46 - 2945		 <b>Friadent MP Lab Set PickUp Impression D 4.5</b> 46 - 8250   <b>Friadent MP Lab Set Transfer Impression D 4.5</b> 46 - 8150

# Product overview Xive® TG

Implants	Cover screw	Impressions
 <p><b>Xive TG plus Implant D 3.4</b> L 9.5 25 - 2431 L 11 25 - 2432 L 13 25 - 2433 L 15 25 - 2435</p>		
 <p><b>Xive TG plus Implant D 3.8</b> L 8 25 - 2440 L 9.5 25 - 2441 L 11 25 - 2442 L 13 25 - 2443 L 15 25 - 2445</p>	 <p><b>Xive TG Cover Screw for Implants D 3.4 - D 4.5 25 - 1400</b></p>	 <p><b>Xive TG Implant Analog / Soldering Analog D 3.4 - D 4.5 25 - 4010</b></p>
 <p><b>Xive TG plus Implant D 4.5</b> L 8 25 - 2450 L 9.5 25 - 2451 L 11 25 - 2452 L 13 25 - 2453 L 15 25 - 2455</p>		



Prefabricated prosthetics

Patient-specific bars and bridges

Single-Crown / Bridges



**Xive TG Abutment  
straight / A 0**  
D 3.4 - D 4.5  
25 - 4500



**Friadent PassivFit Set D 3.8**  
45 - 4840



**Xive TG Abutment  
angled / A 15**  
D 3.4 - D 4.5  
25 - 4510



**Xive TG  
Castable Waxing Sleeve**  
D 3.4 - D 4.5  
25 - 4245



**Xive TG AuroBase  
Abutment**  
D 3.4 - D 4.5  
25 - 4520



**Xive TG  
Cast-to Waxing Sleeve**  
D 3.4 - D 4.5  
25 - 4246



**Atlantis  
Suprastructures  
for Xive TG**

Overdentures / Bars



**Xive TG  
Gold Bar Coping**  
D 3.4 - D 4.5  
25 - 4240



**Xive TG Attachment**  
D 3.4 - D 4.5  
25 - 4401



**Xive TG  
Titanium Bar Coping**  
D 3.4 - D 4.5  
25 - 4241



**Xive TG  
Castable Bar Coping**  
D 3.4 - D 4.5  
25 - 4242



**Atlantis  
Suprastructures  
for Xive TG**

# Overview recommended torques

## Prosthetic components

## Torque

Friident Implant Cover Screw,  
Xive TG Implant Cover Screw and  
Xive Cover Screw PS D 3.8



max. 14 Ncm

Friident EsthetiCap



14 Ncm



**Friident Ratchet Hex Driver**

14 Ncm

Width 0.9 mm

Order no. 45 - 5732 short

Order no. 45 - 5733 long (not shown)

## Prosthetic components


## Torque

Friident EstheticBase and Xive EstheticBase PS  
straight / A 0 and angled / A 15




24 Ncm

Friident AuroBase



24 Ncm

Friident Telescopic Abutment



24 Ncm

Friident CeraBase Abutment



24 Ncm

Friident Cercon Abutment  
straight / A 0 and angled / A 15



24 Ncm

Xive Gingiva Former C and  
Xive Gingiva Former PS C



hand-tight

Atlantis Abutment



24 Ncm



**Friident Ratchet Hex Driver**

24 Ncm

Width 1.22 mm

Order no. 45 - 5734 short

Order no. 45 - 5736 long (not shown)

**Prosthetic components**

**Torque**

Xive TitaniumBase and Xive ScanBase



24 Ncm

Friadent Ball and Socket Attachment



24 Ncm

Friadent PassivFit Set




24 Ncm

Xive MP Retention Sleeve




24 Ncm

Friadent Cast-to Waxing Sleeve Xive MP and Xive TG



24 Ncm

Friadent Castable Waxing Sleeve Xive MP and Xive TG



24 Ncm

**Prosthetic components**

**Torque**

Friadent and Xive TG all bar copings




24 Ncm

Friadent MP Abutment, straight and angled / Xive MP Abutment PS



24 Ncm

Xive Locator Abutment



30 Ncm



**Friadent Ratchet Hex Driver**

24 Ncm

Width 1.22 mm

Order no. 45 - 5734 short

Order no. 45 - 5736 long (not shown)



**1 | Friadent Ratchet Seating Instrument for MP Insert Screw**

24 Ncm

Order no. 46 - 5610

**2 | FRIADENT Locator Insert for Prosthetic Ratchet**

30 Ncm

Order no. 45 - 3344

# Implant package

Xive implants are supplied in a double-sterile blister package with an outer carton. The type of package offers the maximum product safety in conformance with the increasingly rigid requirements for medical devices. The packaging also makes it easy to store all products for quick retrieval and they are easy to handle during the surgical procedure.



## Outer box package

- Simple product identification with brand-specific design, sight window and color-coded imprint of the implant diameter
- Large seal label with details of products
- Stackable, all important product information remains visible
- Includes multilingual instructions for use



## Transparent outer blister

- Outer sterile barrier of implant package



## Transparent inner blister

- Inner sterile package
- Contains implant shuttle and cover screw for implants
- Peel-off label with batch code for reliable documentation of treatment



## Plastic implant shuttle

- Holds the implant securely in the packaging and protects it from damage during transport and removal
- Makes non-contact transfer and acceptance of the implant easy during the operation
- Three wings with roughened surfaces for non-slip holding make it very easy to handle safely

# Implants

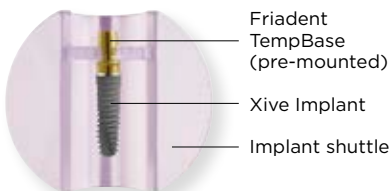
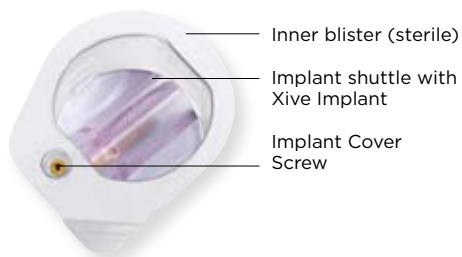
## Xive S

Xive makes it easy to achieve ideal primary stability in all types of bone. With ActiveBoneControl, the intelligent interaction of an innovative implant thread design and the surgical preparation technique, you can rely on Xive (TG) even with unfavorable bone structure. Single-stage or two-stage procedure - with the TempBase included in every Xive S Implant, your patients receive an esthetically and functionally superior temporary denture as fast as possible.



## Xive TG

With the transgingival Xive TG implant you achieve perfect primary stability in all bone qualities. With ActiveBoneControl, the intelligent interaction of an innovative implant thread design and the surgical preparation technique, you can rely on Xive TG even with unfavorable bone structure. The prosthetic restoration allows you to choose a classical bar restoration on four implants through to a fixed screw-retained bridge on six or more implants. Xive TG also gives you the option for single tooth restorations as well as for free-end restorations.



# Xive<sup>®</sup> S plus implants

## Friudent Cover Screw for Implants<sup>2</sup>

For implant Ø

Scale 1.2:1



D 3.0

Ø

D 3.0

Order no.

45 - 1120

For implant Ø

Scale 1.2:1



D 3.4

Ø

D 3.4

Order no.

45 - 1130

For implant Ø

Scale 1.2:1



D 3.8 D 4.5 D 5.5

Ø

D 3.8

Order no.

45 - 1140

For implant Ø

Scale 1.2:1



D 4.5 D 5.5

Ø

D 4.5

Order no.

45 - 1150

For implant Ø

Scale 1.2:1



D 5.5

Ø

D 5.5

Order no.

45 - 1160

### Xive Cover Screw PS D 3.8

- Enables the restoration of the implants D 3.8 und D 4.5 with diameter-reduced abutments
- To achieve a successful restoration with platform-switching it is essential to work directly from the cover screw with appropriate prosthetic components.

The Xive Cover Screw PS D 3.8 must be ordered separately.

### Xive Cover Screw PS D 3.8

For implant Ø

Scale 1.2:1



D 3.8 D 4.5


Ø

D 3.8

Order no.

45 - 1180

**Xive S plus Implant**



Scale 1:1

∅ ■ D 3.0 ■ D 3.0 ■ D 3.0

Lengths	11 mm	13 mm	15 mm
Order no.	26 - 2412	26 - 2413	26 - 2415

**Xive S plus Implant (sterile)**

**Content:** Implant<sup>2</sup>, TempBase<sup>4</sup>, Cover Screw for Implants<sup>2</sup>

**Xive D 3.4 - 5.5 Indications**

- Single-tooth replacement
- Immediate loading when adequate primary stability is achieved
- Single-tooth restoration, fixing bridges and prostheses

**Xive D 3.0 Indications**


- Single-tooth restoration anterior region 12 + 22 and 32 - 42
- Splinted single-tooth restoration anterior region 32 - 42
- Non functional immediate loading

**Healing mode**

- Submerged or transgingival with gingival-forming components or temporary dentures

**Implant packaging**


- All Xive implants are delivered in double-sterile packaging (see page 16).



Scale 1:1

∅ ■ D 3.4 ■ D 3.4 ■ D 3.4 ■ D 3.4 ■ D 3.4

Lengths	9.5 mm	11 mm	13 mm	15 mm	18 mm
Order no.	26 - 2431	26 - 2432	26 - 2433	26 - 2435	26 - 2438



Scale 1:1

∅ ■ D 3.8 ■ D 3.8 ■ D 3.8 ■ D 3.8 ■ D 3.8 ■ D 3.8

Lengths	8 mm	9.5 mm	11 mm	13 mm	15 mm	18 mm
Order no.	26 - 2440	26 - 2441	26 - 2442	26 - 2443	26 - 2445	26 - 2448


**INSTRUMENTS**

**Insertion of implants:**

Xive Implant Driver (page 79)

**Loosening of TempBase Retaining Screw, Placement of Implant Cover Screw:**

Xive Hex Driver 0.9 mm (page 79)



Scale 1:1

∅ ■ D 4.5 ■ D 4.5 ■ D 4.5 ■ D 4.5 ■ D 4.5 ■ D 4.5

Lengths	8 mm	9.5 mm	11 mm	13 mm	15 mm	18 mm
Order no.	26 - 2450	26 - 2451	26 - 2452	26 - 2453	26 - 2455	26 - 2458



Scale 1:1

∅ ■ D 5.5 ■ D 5.5 ■ D 5.5 ■ D 5.5 ■ D 5.5

Lengths	8 mm	9.5 mm	11 mm	13 mm	15 mm
Order no.	26 - 2460	26 - 2461	26 - 2462	26 - 2463	26 - 2465

# Xive® TG plus implants

## Xive TG plus Implant (sterile)

**Content:** Implant<sup>3</sup>, Placement Head

### Indications

- Single-tooth replacement
- Fixing bridges and prostheses

### Healing mode

- Transgingival with gingival-forming components or temporary dentures

## Xive TG plus Implant

Scale 1:1

Ø ■ D 3.4 ■ D 3.4 ■ D 3.4 ■ D 3.4

Lengths	9.5 mm	11 mm	13 mm	15 mm
Order no.	25 - 2431	25 - 2432	25 - 2433	25 - 2435

## INSTRUMENTS

### Insertion of implants:

Xive Implant Driver for Xive S implants D 3.4 and TempBase (page 79)

### Loosening of Adapter Screw, Placement of Implant Cover Screw:

Xive Hex Driver 0.9 mm (page 79)

Scale 1:1

Ø ■ D 3.8 ■ D 3.8 ■ D 3.8 ■ D 3.8 ■ D 3.8

Lengths	8 mm	9.5 mm	11 mm	13 mm	15 mm
Order no.	25 - 2440	25 - 2441	25 - 2442	25 - 2443	25 - 2445

Scale 1:1

Ø ■ D 4.5 ■ D 4.5 ■ D 4.5 ■ D 4.5 ■ D 4.5

Lengths	8 mm	9.5 mm	11 mm	13 mm	15 mm
Order no.	25 - 2450	25 - 2451	25 - 2452	25 - 2453	25 - 2455

## Xive TG Cover Screw for Implants<sup>2</sup>

For implant Ø

Scale 1.2:1



D 3.4
D 3.8
D 4.5

Order no. 25 - 1400



# Soft tissue management

## Multifunctional – the TempBase 3-in-1 concept

The multifunctional TempBase is premounted on all Xive S plus implants as a placement head. It can be used as a temporary abutment, on which you can place a temporary restoration without replacing components – and thus without additional compromise to the surrounding tissue structures and costs. The prefabricated, clippable TempBase Cap enables a fast and easy temporary restoration (for max. 3 months) closest to that of a final crown with a single-stage chairside procedure immediately after implant placement. A second surgical procedure is not required with this non-functional immediate restoration.


In case of submerged healing, an impression can be taken using the TempBase directly after surgery. The dental laboratory can use this impression to fabricate a high-quality, precision fit temporary restoration during the healing phase, which can then be immediately placed after a second-stage surgical procedure.



TempBase as placement head for implants

TempBase for index impressions

TempBase as a basis for temporary restorations



### Friident TempBase<sup>4</sup> with TempBase Retaining Screw

Scale 1.2:1



Ø	D 3.0	D 3.4	D 3.8	D 4.5	D 5.5
Order no.	46 - 1220	46 - 1230	46 - 1240	46 - 1250	46 - 1260

### Friident TempBase Cap<sup>28</sup>

Scale 1.2:1



Ø	D 3.0 - D 3.8	D 4.5	D 5.5
Order no.	46 - 1235	46 - 1255	46 - 1265

### Friident TempBase Retaining Screw<sup>4</sup>

Scale 1.2:1



Ø	D 3.0	D 3.4 - D 5.5
Order no.	46 - 1279	46 - 1280

### Friident TempBase

- Implant holder and placement head

### Friident TempBase with TempBase Cap

- Transfer coping for index registration during surgery
- Basis for temporary restorations

The Friident TempBase is premounted on the implants. The Friident TempBase Cap must be ordered separately.

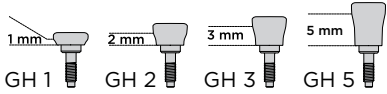
### INSTRUMENTS

**Fixation and loosening of TempBase Retaining Screw, Placement of Implant Cover Screw:**  
Xive Hex Driver 0.9 mm (page 79)

# Gingiva former

## Xive Gingiva Former C

- For simple contouring of the peri-implant soft tissue
- Curved emergence profiles - gives space to improve esthetic outcome



## INSTRUMENTS

### Placement of the Gingiva Former C:

Friadent Hex Driver 1.22 mm hand-tight (page 91)

## Xive Gingiva Former C<sup>4</sup>

For implant Ø

D 3.0

Scale 1.2:1

Ø	Gingiva height	D 3.0 GH 1	D 3.0 GH 2	D 3.0 GH 3	D 3.0 GH 5
Order no.		26 - 1921	26 - 1922	26 - 1923	26 - 1925

For implant Ø

D 3.4

Scale 1.2:1

Ø	Gingiva height	D 3.4 GH 1	D 3.4 GH 2	D 3.4 GH 3	D 3.4 GH 5
Order no.		26 - 1931	26 - 1932	26 - 1933	26 - 1935

For implant Ø

D 3.8 D 4.5 D 5.5

Scale 1.2:1

Ø	Gingiva height	D 3.8 GH 1	D 3.8 GH 2	D 3.8 GH 3	D 3.8 GH 5
Order no.		26 - 1941	26 - 1942	26 - 1943	26 - 1945

For implant Ø

D 4.5 D 5.5

Scale 1.2:1

Ø	Gingiva height	D 4.5 GH 1	D 4.5 GH 2	D 4.5 GH 3	D 4.5 GH 5
Order no.		26 - 1951	26 - 1952	26 - 1953	26 - 1955

For implant Ø

D 5.5

Scale 1.2:1

Ø	Gingiva height	D 5.5 GH 1	D 5.5 GH 2	D 5.5 GH 3	D 5.5 GH 5
Order no.		26 - 1961	26 - 1962	26 - 1963	26 - 1965

# Soft tissue management

## Xive Gingiva Former<sup>4</sup> slim C

For implant Ø

D 3.4

Scale 1.2:1



Ø  
Gingiva height

D 3.4  
GH 2

D 3.4  
GH 3

D 3.4  
GH 5

Order no.

26 - 1832

26 - 1833

26 - 1835

## Xive Gingiva Former slim C

- For perfect contouring of the soft tissue with limited mesio-distal space



For implant Ø

D 3.8 D 4.5 D 5.5

Scale 1.2:1



Ø  
Gingiva height

D 3.8  
GH 2

D 3.8  
GH 3

D 3.8  
GH 5

Order no.

26 - 1842

26 - 1843

26 - 1845

For implant Ø

D 4.5 D 5.5

Scale 1.2:1



Ø  
Gingiva height

D 4.5  
GH 2

D 4.5  
GH 3

D 4.5  
GH 5

Order no.

26 - 1852

26 - 1853

26 - 1855

## Xive Gingiva Former PS C

For implant Ø

D 3.8 D 4.5

Scale 1.2:1



Ø  
Gingiva height

D 3.8  
GH 1

D 3.8  
GH 2

D 3.8  
GH 3

D 3.8  
GH 5

Order no.

26 - 2231

26 - 2232

26 - 2233

26 - 2235

## Xive Gingiva Former PS C

- For contouring of the soft tissue when a restoration with diameter-reduced abutments is planned
- Supports the security of achieving long-term esthetic outcomes
- Laser tagged on the top: PS = Platform Switch



## Xive Gingiva Former PS slim C

For implant Ø

D 3.8 D 4.5

Scale 1.2:1



Ø  
Gingiva height

D 3.8  
GH 2

D 3.8  
GH 3

D 3.8  
GH 5

Order no.

26 - 1822

26 - 1823

26 - 1825

# EsthetiCap

## Friadent EsthetiCap

- For esthetically demanding temporary crowns and bridges
- Two anatomical cross-sections oval and triangular
- Customizable by grinding or laminating
- Cementable
- X-ray-opaque due to zirconium dioxide additives
- Can be adapted as a patient-specific gingiva former for esthetic soft tissue contouring

## INSTRUMENTS

**Screwing in of EsthetiCap Screw:**  
 Friadent Hex Driver 0.9 mm  
 (page 91)

## Friadent EsthetiCap<sup>24/32</sup> with Screw for EsthetiCap

For implant Ø



Scale 1.2:1

Ø



D 3.4  
 oval

Order no.

46 - 1730

For implant Ø



Scale 1.2:1

Ø



D 3.8  
 oval

Order no.

46 - 1740



D 3.8  
 triangular

Order no. 46 - 1745

For implant Ø



Scale 1.2:1

Ø



D 4.5  
 oval

Order no.

46 - 1750



D 4.5  
 triangular

Order no. 46 - 1755

For implant Ø



Scale 1.2:1

Ø



D 5.5  
 oval

Order no.

46 - 1760



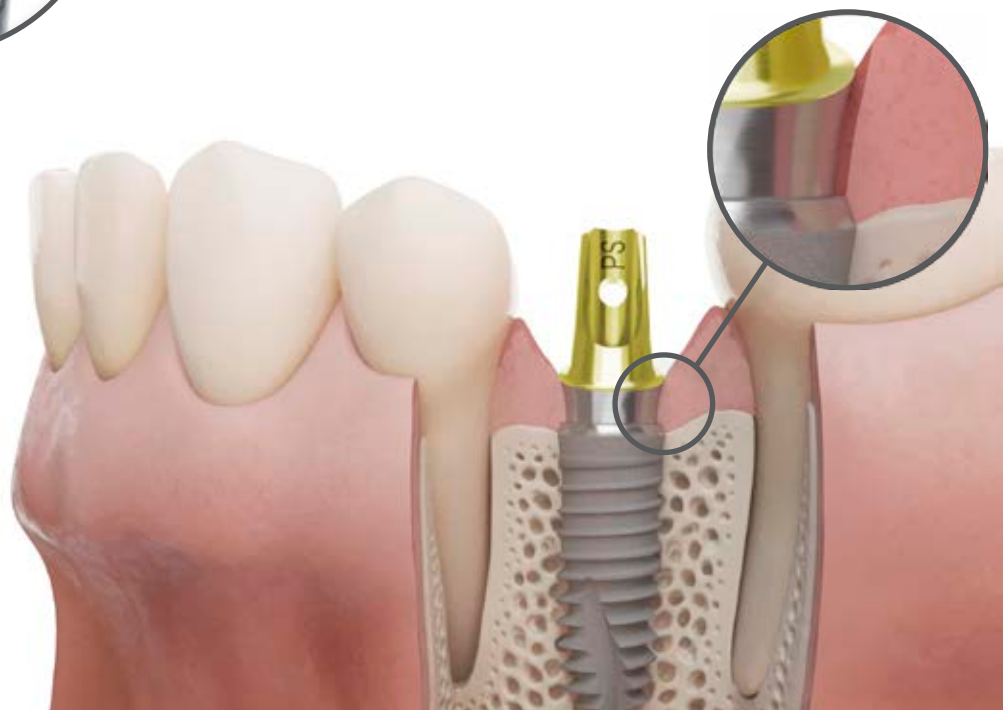
D 5.5  
 triangular

Order no. 46 - 1765

## Easy and versatile prosthetics

Xive is as individual as each patient situation. The flexibility of the Xive prosthetic line has been setting the pace in the dental practice and the dental laboratory for more than two decades. Whether a crown, fixed partial denture or removable prosthesis – prefabricated and patient-specific components for standard and premium solutions give you the greatest possible restorative freedom, even for challenging cases. See for yourself and discover some of the treatment concepts that may distinguish Xive from other implant systems.

The specific design of the beveled, structure-polished implant collar with an integrated option for platform-switching is a key feature of the Xive design. In combination with the use of reduced-diameter abutments, this results in a positive effect on the peri-implant tissues. To achieve a successful restoration following the platform-switch concept, it is essential not only to use the reduced-diameter final abutment, but to also start with a reduced-diameter cover screw and continue with the corresponding prosthetic components. The Xive prosthetic portfolio provides all of these components. Please find the possibilities for platform switching next to each article.



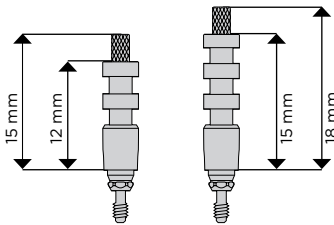
# Impression taking on implant level

## Xive Transfer Coping PickUp C (open tray technique) with Xive Transfer Coping PickUp Screw

- For transferring the implant position to the master model
- Precisely capturing the vertical and horizontal implant position as well as the orientation of the deep internal hex
- One hand procedure - captive screw for safe handling

### INSTRUMENTS

#### Screwing in of Xive Transfer Coping C Screw: Friudent Hex Screwdriver 1.22 mm (page 91)



## Xive Transfer Coping PickUp C<sup>+</sup> (open tray technique)

For implant Ø

D 3.0

Scale 1.2:1

Ø  
Height

D 3.0  
short



D 3.0  
long



Order no. 26 - 2123

26 - 2125

For implant Ø

D 3.4

Scale 1.2:1

Ø  
Height

D 3.4  
short



D 3.4  
long



Order no. 26 - 2133

26 - 2135

For implant Ø

D 3.8 D 4.5 D 5.5

Scale 1.2:1

Ø  
Height

D 3.8  
short



D 3.8  
long



Order no. 26 - 2143

26 - 2145

For implant Ø

D 4.5 D 5.5

Scale 1.2:1

Ø  
Height

D 4.5  
short



D 4.5  
long



Order no. 26 - 2153

26 - 2155

For implant Ø

D 5.5

Scale 1.2:1

Ø  
Height

D 5.5  
short



D 5.5  
long



Order no. 26 - 2163

26 - 2165

# Impression taking on implant level

## Xive Transfer Coping C<sup>4,20</sup> (closed tray technique)

For implant Ø

D 3.0

Scale 1.2:1

Ø  
Height



D 3.0 short



D 3.0 long

Order no.

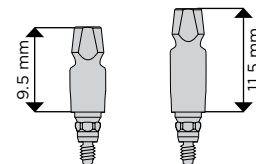
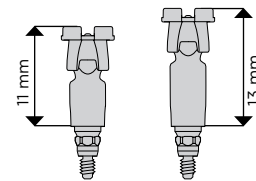
26 - 2023

26 - 2025

## Xive Transfer Coping C

(closed tray technique)  
with Xive Transfer Coping Screw and  
Xive TransferCap C

- For transferring the implant position to the master model
- Precisely capturing the vertical and horizontal implant position as well as the orientation of the deep internal hex
- One hand procedure - captive screw for safe handling
- Transfer Cap C with click-function



For implant Ø

D 3.4

Scale 1.2:1

Ø  
Height



D 3.4 short



D 3.4 long

Order no.

26 - 2033

26 - 2035

For implant Ø

D 3.8 D 4.5 D 5.5

Scale 1.2:1

Ø  
Height



D 3.8 short



D 3.8 long

Order no.

26 - 2043

26 - 2045

For implant Ø

D 4.5 D 5.5

Scale 1.2:1

Ø  
Height



D 4.5 short



D 4.5 long

Order no.

26 - 2053

26 - 2055

For implant Ø

D 5.5

Scale 1.2:1

Ø  
Height



D 5.5 short



D 5.5 long

Order no.

26 - 2063

26 - 2065

# Impression taking on implant level

## SINGLE COMPONENTS

### Xive TransferCap C

- For utmost precision when making impressions
- Included in delivery of Xive Transfer Coping C

### Xive TransferCap C<sup>20</sup> (3 pieces)

Scale 1.2:1



Ø **D 3.0**



Ø **D 3.4**



Ø **D 3.8**



Ø **D 4.5**



Ø **D 5.5**

Order no.	26 - 2070	26 - 2071	26 - 2072	26 - 2073	26 - 2074
-----------	-----------	-----------	-----------	-----------	-----------



# Impression taking on implant level

## PLATFORM SWITCH COMPONENTS

### Xive Transfer Coping Pickup PS C<sup>4</sup> (open tray technique)

For implant Ø

D 3.8

Scale 1.2:1

Ø  
Height



D 3.8  
short



D 3.8  
long

Order no.	26 - 2343	26 - 2345
-----------	-----------	-----------

**Please note:**

All platform switch abutments are laser-marked with PS.

### Xive Transfer Coping PS C<sup>4,20</sup> (closed tray technique) with Xive Transfer Coping Screw, Xive TransferCap C

For implant Ø

D 3.8

Scale 1.2:1

Ø  
Height



D 3.8  
short



D 3.8  
long

Order no.	26 - 2333	26 - 2335
-----------	-----------	-----------

# Impression taking on implant level


## IMPLANT ANALOGS

### Friadent Implant Analog

- For retaining the prosthetic components on the master cast

### Friadent Implant Analog<sup>5</sup>

Scale 1.2:1



Ø      ■ D 3.0      ■ D 3.4      ■ D 3.8      ■ D 4.5      ■ D 5.5


Order no.	45 - 4020	45 - 4030	45 - 4040	45 - 4050	45 - 4060
-----------	-----------	-----------	-----------	-----------	-----------

### Friadent Milling Implant

- Fixing the prosthetic components in the milling socket
- Implant analog made of special steel with stronger retainers to resist rotary forces generated by milling

### Friadent Milling Implant<sup>6</sup>

Scale 1.2:1



Ø      ■ D 3.0      ■ D 3.4      ■ D 3.8      ■ D 4.5      ■ D 5.5

Order no.	45 - 2621	45 - 2631	45 - 2641	45 - 2651	45 - 2661
-----------	-----------	-----------	-----------	-----------	-----------

# Impression taking on abutment level

## SETS

### Friident MP Lab Set PickUp Impression

For implant Ø

D 3.4

Scale 1.2:1

Ø



D 3.4

Order no.

46 - 8230

### Friident MP Lab Set Transfer Impression



D 3.4

46 - 8130

### Friident MP Lab Set PickUp Impression

**Content:** MP PickUp Impression Coping, MP PickUp Guide Pin, MP Analog

#### Friident Impression Coping

- For transferring the abutment position of to the master model
- Available for PickUp (open tray) and transfer technique
- The pre-mounted MP Abutment remains in the implant when making impressions

### Friident MP Lab Set Transfer Impression


**Content:** MP Transfer Impression Coping, MP Analog

For implant Ø

D 3.8 D 4.5 D 5.5

Scale 1.2:1

Ø



D 3.8

Order no.

46 - 8240



D 3.8

46 - 8140

## INSTRUMENTS

#### Fixation of MP PickUp Guide Pin:

Friident Hex Driver 1.22 mm or  
Friident Slot Screwdriver 2.0 mm  
(page 91)

#### Placement of MP Transfer Impression Coping:


Friident Hex Driver 0.9 mm (page 91)

For implant Ø

D 4.5 D 5.5

Scale 1.2:1

Ø



D 4.5

Order no.

46 - 8250



D 4.5

46 - 8150

For implant Ø

D 5.5

Scale 1.2:1

Ø



D 5.5

Order no.

46 - 8260



D 5.5

46 - 8160

# Impression taking on abutment level

## SINGLE COMPONENTS

### Friadent MP PickUp Impression Coping<sup>2</sup> with MP PickUp Guide Pin

For implant Ø

Scale 1.2:1

D 3.4

Ø



D 3.4

Order no.

46 - 1630

### Friadent MP Transfer Impression Coping<sup>2</sup>



D 3.4

46 - 1635

For implant Ø

Scale 1.2:1

D 3.8 D 4.5 D 5.5

Ø



D 3.8

Order no.

46 - 1640



D 3.8

46 - 1645

For implant Ø

Scale 1.2:1

D 4.5 D 5.5

Ø



D 4.5

Order no.

46 - 1650



D 4.5

46 - 1655

### Friadent MP PickUp Guide Pin<sup>4</sup>

Scale 1.2:1



Order no.

46 - 1615

For implant Ø

Scale 1.2:1

D 5.5

Ø



D 5.5

Order no.

46 - 1660



D 5.5

46 - 1665

## Friident MP Analog<sup>5</sup>

Scale 1.2:1



Ø  D 3.4  D 3.8  D 4.5  D 5.5


Order no.	46 - 4030	46 - 4040	46 - 4050	46 - 4060
-----------	-----------	-----------	-----------	-----------

## Friident MP Analog

- Included in delivery of the MP Lab Sets Impression
- Is forwarded to the lab with the impression

## Friident Lab Set Soldering Analog for Bridge

Scale 1.2:1



Ø     D 3.4 - D 5.5

Order no.	45 - 4102
-----------	-----------

## Friident Lab Set Soldering Analog for Bar

Scale 1.2:1



Ø     D 3.4 - D 5.5

Order no.	45 - 4101
-----------	-----------

## Friident Lab Set Soldering Analog for Bridge


**Content:** Friident Soldering Analog, universal and Soldering Screw for Bridge

## Friident Lab Set Soldering Analog for Bar

**Content:** Friident Soldering Analog, universal and Soldering Screw for Bar

## Friident Soldering Analog<sup>6</sup> universal

Scale 1.2:1



Ø     D 3.4 - D 5.5     D 3.4 - D 5.5     D 3.4 - D 5.5

Order no.	45 - 4103	45 - 4207	45 - 4206
-----------	-----------	-----------	-----------

## Friident Soldering Screw for Bridge<sup>4</sup>

## Friident Soldering Screw for Bar<sup>4</sup>

## Friident Soldering Analog

- For securing the framework in the soldering base

# EstheticBase Abutment

## Friadent EstheticBase

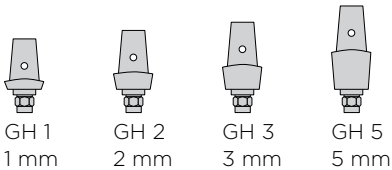
- For esthetically demanding single-tooth crowns and bridges
- Available straight or angled
- Customizable by grinding
- Cementable or screw-retained (horizontal or transversal)

### Please note:

The indication of the D 3.0 abutments is limited to the anterior tooth region.

## Horizontal Screw Retention

All Friadent EstheticBase Abutments are provided with a horizontal thread (M 1.4). An additional horizontal or transverse screw is necessary for horizontally screw-retained crowns (page 36).



GH 1  
1 mm

GH 2  
2 mm

GH 3  
3 mm

GH 5  
5 mm

## Friadent EstheticBase straight / A 0 with Screw for EstheticBase (D 3.0 with Standard Abutment Screw D 3.0)

For implant Ø

D 3.0

Scale 1.2:1

Ø Gingiva height **D 3.0** GH 1<sup>4</sup> **D 3.0** GH 2<sup>4</sup> **D 3.0** GH 3<sup>4</sup> **D 3.0** GH 5<sup>4</sup>

Order no.	46 - 2121	46 - 2122	46 - 2123	46 - 2125
-----------	-----------	-----------	-----------	-----------

For implant Ø

D 3.4

Scale 1.2:1

Ø Gingiva height **D 3.4** GH 1<sup>4</sup> **D 3.4** GH 2<sup>4</sup> **D 3.4** GH 3<sup>4</sup> **D 3.4** GH 5<sup>4</sup>

Order no.	46 - 2131	46 - 2132	46 - 2133	46 - 2135
-----------	-----------	-----------	-----------	-----------

For implant Ø

D 3.8 D 4.5 D 5.5

Scale 1.2:1

Ø Gingiva height **D 3.8** GH 1<sup>2</sup> **D 3.8** GH 2<sup>2</sup> **D 3.8** GH 3<sup>2</sup> **D 3.8** GH 5<sup>2</sup>

Order no.	46 - 2141	46 - 2142	46 - 2143	46 - 2145
-----------	-----------	-----------	-----------	-----------

## INSTRUMENTS

### Screwing in of Screw for EstheticBase and Standard Abutment Screw D 3.0: Friadent Hex Driver 1.22 mm (page 91)

We recommend the use of special titanium drills (Gebr. Brasseler, Lemgo or Jota, Düsseldorf) for preparing the abutments.

For implant Ø

D 4.5 D 5.5

Scale 1.2:1

Ø Gingiva height **D 4.5** GH 1<sup>2</sup> **D 4.5** GH 2<sup>2</sup> **D 4.5** GH 3<sup>2</sup> **D 4.5** GH 5<sup>2</sup>

Order no.	46 - 2151	46 - 2152	46 - 2153	46 - 2155
-----------	-----------	-----------	-----------	-----------

For implant Ø

D 5.5

Scale 1.2:1

Ø Gingiva height **D 5.5** GH 1<sup>2</sup> **D 5.5** GH 2<sup>2</sup> **D 5.5** GH 3<sup>2</sup> **D 5.5** GH 5<sup>2</sup>


Order no.	46 - 2161	46 - 2162	46 - 2163	46 - 2165
-----------	-----------	-----------	-----------	-----------

**Friident EstheticBase angled / A 15**  
with Screw for EstheticBase  
(D 3.0 with Standard Abutment  
Screw D 3.0)

For implant Ø

D 3.0

Scale 1.2:1




Ø	D 3.0	D 3.0	D 3.0	D 3.0
Gingiva height	GH 1 <sup>4</sup>	GH 2 <sup>4</sup>	GH 3 <sup>4</sup>	GH 5 <sup>4</sup>
Order no.	46 - 2221	46 - 2222	46 - 2223	46 - 2225

For implant Ø

D 3.4

Scale 1.2:1




Ø	D 3.4	D 3.4	D 3.4	D 3.4
Gingiva height	GH 1 <sup>4</sup>	GH 2 <sup>4</sup>	GH 3 <sup>4</sup>	GH 5 <sup>4</sup>
Order no.	46 - 2231	46 - 2232	46 - 2233	46 - 2235

For implant Ø

D 3.8 D 4.5 D 5.5

Scale 1.2:1




Ø	D 3.8	D 3.8	D 3.8	D 3.8
Gingiva height	GH 1 <sup>2</sup>	GH 2 <sup>2</sup>	GH 3 <sup>2</sup>	GH 5 <sup>2</sup>
Order no.	46 - 2241	46 - 2242	46 - 2243	46 - 2245

For implant Ø

D 4.5 D 5.5

Scale 1.2:1




Ø	D 4.5	D 4.5	D 4.5	D 4.5
Gingiva height	GH 1 <sup>2</sup>	GH 2 <sup>2</sup>	GH 3 <sup>2</sup>	GH 5 <sup>2</sup>
Order no.	46 - 2251	46 - 2252	46 - 2253	46 - 2255

For implant Ø

D 5.5

Scale 1.2:1



Ø	D 5.5	D 5.5	D 5.5	D 5.5
Gingiva height	GH 1 <sup>2</sup>	GH 2 <sup>2</sup>	GH 3 <sup>2</sup>	GH 5 <sup>2</sup>
Order no.	46 - 2261	46 - 2262	46 - 2263	46 - 2265

# EstheticBase Abutment

## Xive EstheticBase PS

- Enables the restoration of implants D 3.8 and D 4.5 with diameter-reduced abutments
- This product favors the security of achieving long-term esthetic outcomes


### Please note:





All PS abutments are laser-marked with PS.

## Xive EstheticBase PS straight / A0 with Screw for EstheticBase

Scale 1.2:1

For implant Ø








Ø	Gingiva height	D 3.8 GH 1	D 3.8 GH 2	D 3.8 GH 3	D 3.8 GH 5
					
Order no.		46 - 2341	46 - 2342	46 - 2343	46 - 2345

## Xive EstheticBase PS angled / A15 with Screw for EstheticBase

Scale 1.2:1

For implant Ø



Ø	Gingiva height	D 3.8 GH 1	D 3.8 GH 2	D 3.8 GH 3	D 3.8 GH 5
					
Order no.		46 - 2441	46 - 2442	46 - 2443	46 - 2445

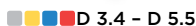
## Friident Standard Abutment Screw<sup>4</sup>

Scale 1.2:1

 D 3.0

Order no.	46 - 4304	46 - 4305	45 - 4410
-----------	-----------	-----------	-----------

## Friident Screw for EstheticBase<sup>4</sup>

 D 3.4 - D 5.5

## Friident Horizontal Screw Seat<sup>8</sup>

## Friident Horizontal Screws

- Fixing the crown on the oral abutment wall

## Friident Transverse Screws

- Fixing the crown on the oral and also the facial abutment wall
- Double thread length for optimum stability
- The horizontal screw is used as a transverse screw with D 3.0 and D 3.4 in this case to use a sufficient number of threads

The use of horizontal retaining screws with a long head is recommended particularly for molars, because the crown generally offers wider dimensional waxing.

## Friident Horizontal Screw Set Horizontal Screw Standard<sup>4</sup> or Long<sup>4</sup> and Horizontal Screw Seat<sup>8</sup>

Scale 1.2:1

standard

long

standard

long

Order no.	46 - 4403	46 - 4404	46 - 4407	46 - 4408
-----------	-----------	-----------	-----------	-----------

## Friident Transverse Screw Set Transverse Screw Standard<sup>4</sup> or Long<sup>4</sup> and Horizontal Screw Seat<sup>8</sup>

## Friident Horizontal Screw<sup>4</sup>

Scale 1.2:1

standard

long

standard

long

Order no.	46 - 4401	46 - 4402	46 - 4405	46 - 4406
-----------	-----------	-----------	-----------	-----------

## Friident Transverse Screw<sup>4</sup>

## INSTRUMENTS

### Placement of Horizontal Screws and Transverse Screws:

Friident Hex Driver 0.9 mm (page 91)



# Cercon® Abutment

## Friident Cercon Abutment<sup>32</sup> straight / A 0 with Friident Screw for EstheticBase<sup>4</sup> Scale 1.2:1

For implant Ø



Ø	D 3.8	D 3.8	D 3.8	D 3.8
Shade	neutral	dentine	neutral	dentine
Gingiva height	GH 1	GH 1	GH 2	GH 2
Order no.	47 - 1141	47 - 2141	47 - 1142	47 - 2142

For implant Ø



Ø	D 4.5	D 4.5	D 4.5	D 4.5
Shade	neutral	dentine	neutral	dentine
Gingiva height	GH 1	GH 1	GH 2	GH 2
Order no.	47 - 1151	47 - 2151	47 - 1152	47 - 2152

## Friident Cercon Abutment<sup>32</sup> angled / A 15 with Friident Screw for EstheticBase<sup>4</sup> Scale 1.2:1

For implant Ø



Ø	D 3.8	D 3.8	D 3.8	D 3.8
Shade	neutral	dentine	neutral	dentine
Gingiva height	GH 1	GH 1	GH 2	GH 2
Order no.	47 - 1241	47 - 2241	47 - 1242	47 - 2242

For implant Ø



Ø	D 4.5	D 4.5	D 4.5	D 4.5
Shade	neutral	dentine	neutral	dentine
Gingiva height	GH 1	GH 1	GH 2	GH 2
Order no.	47 - 1251	47 - 2251	47 - 1252	47 - 2252

### Please note:

The indication for ceramic abutments is restricted to the anterior region.

### Friident Cercon Abutment

- For full-ceramic restorations with best possible tooth analogy in the anterior region
- Extremely stable through production of zirconium dioxide ceramic
- Available straight or angled
- Customizable by grinding or casting
- Two shades of white, neutral or dentine
- Outstanding esthetics with brilliant light dynamics

### INSTRUMENTS

#### Placement of screws:

Friident Hex Driver 1.22 mm (page 91)

We recommend using the ceramic-line Shaping Set by DeguDent for prepping the Friident Cercon Abutments.

**The grinding process of Cercon Abutments requires irrigation.**

# CeraBase Abutment

**Please note:**

The indication for ceramic abutments is restricted to the anterior region.

**Friident CeraBase**

- Two-piece abutment for high-quality ceramic single-tooth restorations in the anterior region
- Ceramic sleeve with titanium core
- Available in conical and anatomical design

**Friident CeraBase Abutment with Standard Abutment Screw<sup>4</sup>**

For implant Ø



Scale 1.2:1

Ø



D 3.4 conical<sup>30/4</sup>



D 3.4 anatomical<sup>30/4</sup>

Order no.

45 - 2530

45 - 2531

For implant Ø



Scale 1.2:1

Ø



D 3.8 conical<sup>30/3</sup>



D 3.8 anatomical<sup>30/3</sup>

Order no.

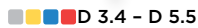
45 - 2540

45 - 2541

**Friident Standard Abutment Screw<sup>4</sup>**

Scale 1.2:1

Ø



For implant Ø



Scale 1.2:1

Ø



D 4.5 conical<sup>30/3</sup>



D 4.5 anatomical<sup>30/3</sup>

Order no.

45 - 4305

Order no.

45 - 2550

45 - 2551

**INSTRUMENTS**

**Placement of Standard Abutment Screw:**

Friident Hex Driver 1.22 mm or Friident Slot Screwdriver 2.0 mm (page 91)

For implant Ø



Scale 1.2:1

Ø



D 5.5 conical<sup>30/3</sup>



D 5.5 anatomical<sup>30/3</sup>

Order no.

45 - 2560

45 - 2561

**Grinding of the ceramic sleeve of the Friident CeraBase Abutment:**

Friident CeraBase ToolSet (page 93)

The grinding process does not require irrigation.

# AuroBase Abutment

**Friident AuroBase<sup>20/8</sup>**  
with Standard Abutment Screw<sup>4</sup>  
(D 3.0 with Standard  
Abutment Screw D 3.0)

For implant Ø

Scale 1.2:1



D 3.0

Ø **D 3.0**

Order no. 45 - 2420

## Friident AuroBase

- For difficult prosthetic situations requiring individual solutions for crowns, bridges and prostheses
- For compensation of severe axial divergencies
- For customized waxing from the top edge of the implant with thin gingiva

For implant Ø

Scale 1.2:1



D 3.4

Ø **D 3.4**

Order no. 45 - 2430

## Friident

### Standard Abutment Screw D 3.0<sup>4</sup>

Scale 1.2:1



Ø

**D 3.0**

Order no. 46 - 4304

For implant Ø

Scale 1.2:1



D 3.8 D 4.5 D 5.5

Ø **D 3.8**

Order no. 45 - 2440

## Friident

### Standard Abutment Screw<sup>4</sup>

Scale 1.2:1



Ø

**D 3.4 - D 5.5**

Order no. 45 - 4305

For implant Ø

Scale 1.2:1



D 4.5 D 5.5

Ø **D 4.5**

Order no. 45 - 2450

For implant Ø

Scale 1.2:1



D 5.5

Ø **D 5.5**

Order no. 45 - 2460

## INSTRUMENTS

### Screwing in of Abutment Screw Standard and D 3.0:

Friident Hex Driver 1.22 mm or  
Friident Slot Screwdriver 2.0 mm  
(page 91)

# Telescopic Abutment

## Friadent Telescopic Abutment

- For simple and economic fabrication of telescopic crowns for fixing prostheses and removable bridges
- For customized single-tooth crowns
- Compensation of axial divergencies with customizable milling techniques

The Telescopic Abutment can be veneered with titanium ceramics (e.g., Duceratin, Ducera or Vita Titankeramik, Vita Zahnfabrik) for occlusally screw-retained single crowns.

Use the Friadent Telescopic Abutment D 3.0 for direct veneering only. Direct veneering of the telescopic abutments D 3.0 and D 3.4 is not possible with titanium ceramic.

## Friadent Telescopic Abutment with Standard Abutment Screw<sup>4</sup> (D 3.0 with Standard Abutment Screw D 3.0)

For implant Ø

Scale 1.2:1



Ø

D 3.0<sup>4</sup>

D 3.0

Order no.

45 - 2620

For implant Ø

Scale 1.2:1



Ø

D 3.4<sup>4</sup>

D 3.4

Order no.

45 - 2630

## Friadent Standard Abutment Screw D 3.0<sup>4</sup>

Scale 1.2:1



Ø

D 3.0

Order no.

46 - 4304

For implant Ø

Scale 1.2:1



Ø

D 3.8<sup>2</sup>

D 3.8 D 4.5

Order no.

45 - 2640

## Friadent Standard Abutment Screw<sup>4</sup>

Scale 1.2:1



Ø

D 3.4 - D 5.5

Order no.

45 - 4305

For implant Ø

Scale 1.2:1



Ø

D 4.5<sup>2</sup>

D 4.5 D 5.5

Order no.

45 - 2650

## INSTRUMENTS

### Screwing in of Abutment Screw Standard and D 3.0:

Friadent Hex Driver 1.22 mm or Friadent Slot Screwdriver 2.0 mm (page 91)

For implant Ø

Scale 1.2:1



Ø

D 5.5<sup>2</sup>

D 5.5

Order no.

45 - 2660

# MP Abutment

## Friident MP Abutment MP Abutment Insert and MP Insert Screw

For implant Ø

D 3.4

Scale 1.2:1				
Ø	D 3.4	D 3.4	D 3.4	D 3.4
Gingiva height	GH 1 <sup>1/4</sup>	GH 2 <sup>1/4</sup>	GH 3 <sup>1/4</sup>	GH 5 <sup>1/4</sup>
Order no.	46 - 2831	46 - 2832	46 - 2833	46 - 2835

## Friident MP Abutment

- For simple and accurate fabrication of bridges with cast-to or, more economically, with castable waxing sleeve
- For fixing overdentures by bar construction
- Inserted abutments remain in the mouth, the laboratory operates on analogs
- Simplified supragingival impressions and scaffold try-in

The MP Abutment consists of MP Abutment Insert and MP Insert Screw. The appropriate MP Abutment is selected according to the gingival height. The number of grooves on the screw head indicates the gingival height of the matching Abutment Insert.

- GH 1 = 1 ring
- GH 2 = 2 rings
- GH 3 = 3 rings
- GH 5 = 5 rings



For implant Ø

D 3.8 D 4.5 D 5.5

Scale 1.2:1				
Ø	D 3.8	D 3.8	D 3.8	D 3.8
Gingiva height	GH 1 <sup>1/4</sup>	GH 2 <sup>1/4</sup>	GH 3 <sup>1/4</sup>	GH 5 <sup>1/4</sup>
Order no.	46 - 2841	46 - 2842	46 - 2843	46 - 2845

For implant Ø

D 4.5 D 5.5

Scale 1.2:1				
Ø	D 4.5	D 4.5	D 4.5	D 4.5
Gingiva height	GH 1 <sup>1/4</sup>	GH 2 <sup>1/4</sup>	GH 3 <sup>1/4</sup>	GH 5 <sup>1/4</sup>
Order no.	46 - 2851	46 - 2852	46 - 2853	46 - 2855

## INSTRUMENTS

### Placement of MP Abutment Inserts on the implant:

Friident Seating Instrument for Attachment Insert and MP Insert (page 93)

### Fixation of MP Insert Screw:

Friident Seating Instrument for MP Insert Screw (page 93)

### Placement of MP Cover Screw:

Friident Hex Driver 0.9 mm (page 91)

For implant Ø

D 5.5

Scale 1.2:1				
Ø	D 5.5	D 5.5	D 5.5	D 5.5
Gingiva height	GH 1 <sup>1/4</sup>	GH 2 <sup>1/4</sup>	GH 3 <sup>1/4</sup>	GH 5 <sup>1/4</sup>
Order no.	46 - 2861	46 - 2862	46 - 2863	46 - 2865

# MP Abutment

## Xive MP Abutment PS

- Enables the restoration of implants D 3.8 and D 4.5 with diameter-reduced abutments
- This product favors the security of achieving long-term esthetic outcomes

### Please note:

All PS abutments are laser-marked with PS.

## Xive MP Abutment PS with MP Insert Screw

For implant Ø



Scale 1.2:1				
Ø	D 3.8	D 3.8	D 3.8	D 3.8
Gingiva height	GH 1	GH 2	GH 3	GH 5
Order no.	46 - 2951	46 - 2952	46 - 2953	46 - 2955

## Friadent MP Cover Screw<sup>2</sup>


Scale 1.2:1				
Ø	D 3.4	D 3.8	D 4.5	D 5.5
Order no.	46 - 1430	46 - 1440	46 - 1450	46 - 1460

## The SmartFix<sup>®</sup> concept

### Prosthetic solution on angled implants

The SmartFix concept is an efficient and time-saving immediate loading treatment on four implants for screw-retained restorations. It provides stable prosthetic fit and avoids critical anatomical areas by using 15° or 30° angled Xive MP abutments.

For prosthetic restorations either a conventionally fabricated suprastructure or CAD/CAM-fabricated Atlantis Implant Suprastructures with a high precision fit can be selected.



### Xive MP Abutment angled<sup>4</sup> / A 15 (with Xive MP Insert Head<sup>4</sup> premouted on a seating instrument)

Scale 1.2:1

For implant Ø

Ø	Gingiva height	D 3.4 GH 2	D 3.4 GH 3	D 3.4 GH 5
D 3.4		Order no. 46 - 2932	Order no. 46 - 2933	Order no. 46 - 2935

### Xive MP Insert Head<sup>4</sup> premouted on a seating instrument (as spare part)

Scale 1.2:1

Order no.	46 - 3100
-----------	-----------

Scale 1.2:1

For implant Ø

Ø	Gingiva height	D 3.8 - D 5.5 GH 2	D 3.8 - D 5.5 GH 3	D 3.8 - D 5.5 GH 5
D 3.8, D 4.5, D 5.5		Order no. 46 - 2942	Order no. 46 - 2943	Order no. 46 - 2945

### Xive MP Abutment angled<sup>4</sup> / A 30 (with Xive MP Insert Head<sup>4</sup> premouted on a seating instrument)

Scale 1.2:1

For implant Ø

Ø	Gingiva height	D 3.4 GH 2	D 3.4 GH 3
D 3.4		Order no. 46 - 3032	Order no. 46 - 3033

Scale 1.2:1

For implant Ø

Ø	Gingiva height	D 3.8 - D 5.5 GH 2	D 3.8 - D 5.5 GH 3
D 3.8, D 4.5, D 5.5		Order no. 46 - 3042	Order no. 46 - 3043

# Acuris conometric concept

## Conometric Abutment, straight and angled

Titanium Alloy-ELI, non-sterile

- Supporting single tooth, fixed restorations only
- Two diameters, same prosthetic interface and components for all abutments

### Conometric Abutment D 3.4 / 0° Ø4.5

Scale 1.2:1



For implant Ø

Ø mm	4.5	4.5	4.5
A - height mm	1	2	3

D 3.4

Order no.	26 - 4001	26 - 4002	26 - 4003
-----------	-----------	-----------	-----------

### Conometric Abutment D 3.4 / 15° Ø4.5

Scale 1.2:1



For implant Ø

Ø mm	4.5	4.5	4.5
A - height mm	1	2	3
B - height mm	2.16	3.16	4.16

D 3.4

Order no.	26 - 4004	26 - 4005	26 - 4006
-----------	-----------	-----------	-----------



### Conometric Abutment D 3.8 / 0° Ø4.5

Scale 1.2:1




For implant Ø

Ø mm	4.5	4.5	4.5
A - height mm	1	2	3

D 3.8 D 4.5 D 5.5

Order no.	26 - 4101	26 - 4102	26 - 4103
-----------	-----------	-----------	-----------



### Conometric Abutment D 3.8 / 15° Ø4.5

Scale 1.2:1



For implant Ø

Ø mm	4.5	4.5	4.5
A - height mm	1	2	3
B - height mm	2.16	3.16	4.16

D 3.8 D 4.5 D 5.5

Order no.	26 - 4104	26 - 4105	26 - 4106
-----------	-----------	-----------	-----------



**Conometric Temporization Cap Insertion Tool<sup>6</sup>**

Reduced scale



Ø mm 4.5  
Height mm 24.5

Order no. 3103 3637

**Conometric Fixation Tool<sup>6</sup>**



3107 2911

**Conometric Temporization Cap Insertion Tool**

Stainless steel, non-sterile

- Used for carrying the cap to the abutment and snap the cap into place.

**Conometric Fixation Tool**

Stainless steel, non-sterile

- Activates the friction retention between Final Cap/final crown and abutment by a combination of pressure and impulse.

**Conometric Fixation Tool Tips<sup>24</sup>**

Scale 1.2:1



Tip Convex (5 pcs)

Height mm 11  
Recomm. use Pre molar/molar

Order no. 3107 2906



Tip U-shape (5 pcs)

Height mm 9.5  
Recomm. use Incisors

Order no. 3107 2907



Tip Concave (5 pcs)

Height mm 10.5  
Recomm. use Canine/pre molar

Order no. 3107 2908

**Conometric Fixation Tool Tip**

PEEK plastic, non-sterile, single-use

- Should be applied on the tip of Conometric Fixation Tool.

**Conometric Healing Cap**

PEEK plastic,

one-piece, non-sterile, single-use

- The cap is a protection for the abutment when a temporary crown is not used.
- Can be used up to six months.

**Conometric Healing Cap<sup>24</sup>**

Scale 1.2:1



Abutment size Ø mm 4.5  
Ø mm 6.0  
Height mm 5.3

Order no. 3107 2103

**Conometric Impression Cap<sup>24</sup>**



Abutment size Ø mm 4.5  
Ø mm 5.4  
Height mm 8.3

Order no. 3107 2002

**Conometric Temporization Cap<sup>24</sup>**



Abutment size Ø mm 4.5  
Ø mm 5.8  
Height mm 5.3

Order no. 3107 2114

**Conometric Impression Cap**

PEEK plastic, non-sterile, single-use

- The cap is used to capture the abutment position.

**Conometric Temporization Cap**

Cap Ø 4.5/5.8: PEEK plastic, non-sterile, single-use

- The cap is used to build a temporary crown.
- Can be used up to six months.

**Conometric Analog<sup>6</sup>**

Scale 1.2:1



Abutment size Ø mm 4.5  
Ø mm 5.8  
Height mm 20

Order no. 3107 2020

**Conometric Lab Cap<sup>4</sup>**



Abutment size Ø mm 4.5  
Ø mm 5.8  
Height mm 5

Order no. 3107 2123

**Conometric Final Cap<sup>5</sup>**



Abutment size Ø mm 4.5  
Ø mm 5.8  
Height mm 5

Order no. 3107 2303

**Conometric Analog**

Stainless steel, non-sterile, single-use

- Corresponds to the abutment and is used in the master model.

**Conometric Lab Cap**

Titanium Alloy-ELL, non-sterile, single-use

- The lab cap is used by the dental technician when fabricating the crown.

**Conometric Final Cap**

Titanium grade 4, TiN-coated, non-sterile, single-use

- The crown is cemented onto the cap.

# Bridges

## SETS AND SINGLE COMPONENTS

### Friident MP Lab Set Bridge with Castable Waxing Sleeve

**Content:** Castable Waxing Sleeve, MP Screw for Waxing Sleeve

### Friident MP Lab Sets Bridge

- For simple and accurate fabrication of bridges with cast-to or, more economically, with castable waxing sleeve
- Can also be used to mill customized bar constructions

For implant Ø

D 3.4

### Friident MP Lab Set Bridge with Castable Waxing Sleeve

Scale 1.2:1



Ø

D 3.4

Order no. 46 - 9530

### Friident Castable Waxing Sleeve<sup>21</sup>



D 3.4

Order no. 45 - 4330

### Castable Waxing Sleeve:

Prior to bridge delivery, the contact surface between crown and abutment and the screw and screw seat are smoothed using the Friident Finishers (page 94).

For implant Ø

D 3.8 D 4.5 D 5.5

Scale 1.2:1



Ø

D 3.8

Order no. 46 - 9540



D 3.8

Order no. 45 - 4340

### Friident MP Screw for Castable Sleeve<sup>4</sup>

Scale 1.2:1



Ø

D 3.4 - D 5.5

Order no. 46 - 4300

For implant Ø

D 4.5 D 5.5

Scale 1.2:1



Ø

D 4.5

Order no. 46 - 9550



D 4.5

Order no. 45 - 4350

## INSTRUMENTS

### Placement of MP Screw for Castable Sleeve:

Friident Hex Driver 1.22 mm or Friident Slot Screwdriver 2.0 mm (page 91)

For implant Ø

D 5.5

Scale 1.2:1



Ø



























D 5.5

Order no. 46 - 9560



D 5.5

Order no. 45 - 4360

For implant Ø		<b>Friident MP Lab Set Bridge with Cast-to Waxing Sleeve</b>					<b>Friident Cast-to Waxing Sleeve<sup>20/8</sup></b>		<b>Friident MP Lab Set Bridge with Cast-to Waxing Sleeve</b> <b>Content:</b> Cast-to Waxing Sleeve, MP Screw for Castable Sleeve
		Ø <b>D 3.4</b>	Order no. 46 - 9930	Order no. 45 - 4630	<b>Friident MP Lab Sets Bridge</b> <ul style="list-style-type: none"> <li>• For simple and accurate fabrication of bridges with cast-to or, more economically, with castable waxing sleeve</li> <li>• Can also be used to mill customized bar constructions</li> </ul>				
For implant Ø		<b>Friident MP Lab Set Bridge with Cast-to Waxing Sleeve</b>					<b>Friident Cast-to Waxing Sleeve<sup>20/8</sup></b>		<b>Cast-to Waxing Sleeve:</b> Smoothing with finishers is not necessary.
		Ø <b>D 3.8</b>	Order no. 46 - 9940	Order no. 45 - 4640	<b>Friident MP Screw for Castable Sleeve<sup>4</sup></b>				
For implant Ø		<b>Friident MP Lab Set Bridge with Cast-to Waxing Sleeve</b>					<b>Friident Cast-to Waxing Sleeve<sup>20/8</sup></b>		
		Ø <b>D 4.5</b>	Order no. 46 - 9950	Order no. 45 - 4650	Scale 1.2:1 Ø  <b>D 3.4 - D 5.5</b>	Order no. 46 - 4300			
For implant Ø		<b>Friident MP Lab Set Bridge with Cast-to Waxing Sleeve</b>					<b>Friident Cast-to Waxing Sleeve<sup>20/8</sup></b>		<b>INSTRUMENTS</b>  <b>Placement of MP Screw for Castable Sleeve:</b> Friident Hex Driver 1.22 mm or Friident Slot Screwdriver 2.0 mm (page 91)
		Ø <b>D 5.5</b>	Order no. 46 - 9960	Order no. 45 - 4660					

# PassivFit Set, MP Retention Sleeves

## Friadent MP Screw for Castable Sleeve<sup>4</sup>

Scale 1.2:1



For implant Ø

Ø D 3.4 - D 5.5

D 3.4

Order no. 46 - 4300

## Friadent PassivFit Set<sup>2</sup>

Scale 1.2:1



Ø D 3.4

Order no. 45 - 4830

## Xive MP Retention Sleeve<sup>4</sup> short



D 3.4

Order no. 46 - 3130

## Xive MP Retention Sleeve<sup>4</sup> long



D 3.4

Order no. 46 - 3230

## Xive MP Screw long

Scale 1.2:1



For implant Ø

Ø D 3.4 - D 5.5

D 3.8 D 4.5 D 5.5

Order no. 46 - 4301

Scale 1.2:1



Ø D 3.8

Order no. 45 - 4840



D 3.8

Order no. 46 - 3140



D 3.8

Order no. 46 - 3240

For implant Ø

D 4.5 D 5.5

Scale 1.2:1



Ø D 4.5

Order no. 45 - 4850



D 4.5

Order no. 46 - 3150



D 4.5

Order no. 46 - 3250

For implant Ø

D 5.5

Scale 1.2:1




Ø D 5.5

Order no. 45 - 4860



D 5.5

Order no. 46 - 3160












D 5.5

Order no. 46 - 3260

# Bars

## SETS AND SINGLE COMPONENTS

For implant Ø	D 3.4	<p><b>Friident MP Lab Set Gold Bar Coping</b></p> <p>Scale 1.2:1</p>  <p>Ø <b>D 3.4</b></p> <p>Order no. 46 - 9630</p>	<p><b>Friident Gold Bar Coping<sup>o</sup> (without screw)</b></p> <p>Scale 1.2:1</p>  <p>Ø <b>D 3.4</b></p> <p>Order no. 45 - 4230</p>	<p><b>Friident MP Lab Set Gold Bar Coping</b></p> <p><b>Content:</b> Gold Bar Coping, MP Coping Screw</p> <p><b>Friident MP Lab Sets Bar</b></p> <ul style="list-style-type: none"> <li>• For fixing overdentures by bar construction</li> <li>• Simple and standardized procedure with pre-fabricated round bars (see single components)</li> </ul> <p>Customized milled bars are fabricated with Castable or Cast-to Waxing Sleeves (page 46/47).</p> <p><b>Friident Gold Bar Coping</b></p> <ul style="list-style-type: none"> <li>• Gold alloy for soldering technique</li> </ul>
		<p>For implant Ø</p> <p>D 3.8 D 4.5 D 5.5</p>	<p>Scale 1.2:1</p>  <p>Ø <b>D 3.8</b></p> <p>Order no. 46 - 9640</p>	<p>Scale 1.2:1</p>  <p>Ø <b>D 3.8</b></p> <p>Order no. 45 - 4240</p>
For implant Ø	D 4.5 D 5.5	<p>Scale 1.2:1</p>  <p>Ø <b>D 4.5</b></p> <p>Order no. 46 - 9650</p>	<p>Scale 1.2:1</p>  <p>Ø <b>D 4.5</b></p> <p>Order no. 45 - 4250</p>	<p><b>Friident MP Coping Screw<sup>4</sup></b></p> <p>Scale 1.2:1</p>  <p>Ø <b>D 3.4 - D 5.5</b></p> <p>Order no. 46 - 4200</p>
For implant Ø	D 5.5	<p>Scale 1.2:1</p>  <p>Ø <b>D 5.5</b></p> <p>Order no. 46 - 9660</p>	<p>Scale 1.2:1</p>  <p>Ø <b>D 5.5</b></p> <p>Order no. 45 - 4260</p>	<p><b>INSTRUMENTS</b></p> <p><b>Placement of MP Coping Screw:</b> Friident Hex Driver 1.22 mm or Friident Slot Screwdriver 2.0 mm (page 91)</p> <p><b>Activating the Bar Clip:</b> Friident Bar Clip Activator (page 94)</p>

# Bars

## SETS AND SINGLE COMPONENTS

### Friident MP Lab Set Titanium Bar Coping

**Content:** Titanium Bar Coping, MP Coping Screw

#### Friident MP Lab Sets Bar

- For fixing overdentures by bar construction
- Simple and standardized procedure with pre-fabricated round bars (see single components)

Customized milled bars are fabricated with Castable or Cast-to Waxing Sleeves (page 46/47).

#### Friident Titanium Bar Coping

- Titanium for laser welding

For implant Ø

D 3.4

### Friident MP Lab Set Titanium Bar Coping

Scale 1.2:1



Ø

D 3.4

Order no.

46 - 9637

### Friident Titanium Bar Coping<sup>2</sup> (without screw)



D 3.4

45 - 4231

For implant Ø

D 3.8 D 4.5 D 5.5

Scale 1.2:1



Ø

D 3.8

Order no.

46 - 9647



D 3.8

45 - 4241

### Friident MP Coping Screw<sup>4</sup>

Scale 1.2:1



Ø

D 3.4 - D 5.5

Order no.

46 - 4200

For implant Ø

D 4.5 D 5.5

Scale 1.2:1



Ø

D 4.5

Order no.

46 - 9657



D 4.5

45 - 4251

## INSTRUMENTS

### Placement of MP Coping Screw:

Friident Hex Driver 1.22 mm or Friident Slot Screwdriver 2.0 mm (page 91)

For implant Ø

D 5.5

Scale 1.2:1



Ø

D 5.5

Order no.

46 - 9667



D 5.5

45 - 4261

### Activating the Bar Clip:

Friident Bar Clip Activator (page 94)

## Friident MP Lab Set Castable Bar Coping

For implant Ø

D 3.4

Scale 1.2:1



Ø

D 3.4

Order no.

46 - 9638

## Friident Castable Bar Coping<sup>21</sup> (without screw)



D 3.4

45 - 4530

## Friident MP Lab Set Castable Bar Coping

**Content:** Castable Bar Coping, MP Coping Screw

### Friident MP Lab Sets Bar

- For fixing overdentures by bar construction
- Simple and standardized procedure with pre-fabricated round bars (see single components)

Customized milled bars are fabricated with Castable or Cast-to Waxing Sleeves (page 46/47).

### Friident Castable Bar Coping

- Cast-to for customized waxing

For implant Ø

D 3.8 D 4.5 D 5.5

Scale 1.2:1



Ø

D 3.8

Order no.

46 - 9648



D 3.8

45 - 4540

For implant Ø

D 4.5 D 5.5

Scale 1.2:1



Ø

D 4.5

Order no.

46 - 9658



D 4.5

45 - 4550

## Friident MP Coping Screw<sup>4</sup>

Scale 1.2:1



Ø

D 3.4 - D 5.5

Order no.

46 - 4200

For implant Ø

D 5.5

Scale 1.2:1



Ø

D 5.5

Order no.

46 - 9668



D 5.5

45 - 4560

## INSTRUMENTS

### Placement of MP Coping Screw:

Friident Hex Driver 1.22 mm or Friident Slot Screwdriver 2.0 mm (page 91)

### Activating the Bar Clip:

Friident Bar Clip Activator (page 94)

## Friident Gold Bar round<sup>9</sup>

Reduced scale



50 mm length

Order no.

45 - 4210

## Friident Titanium Bar round<sup>2</sup>



50 mm length

Order no.

45 - 4212

## Friident Gold Bar Clip<sup>9</sup>



50 mm length

Order no.

45 - 4215

# The Locator® concept



## Xive Locator

- Overdentures in the edentulous jaw on two implants
- Self-aligning design for easy fixation in the mouth with one click
- Low height to give more room, even under limited space conditions
- Flexible retention for individual determination of prosthesis fixation and balancing of axial divergencies up to 40°

## INSTRUMENTS

### Insert Locator abutment:

Locator Core Tool 3-piece or Friident Locator Insert for Prosthetic Ratchet (page 94)

To select the suitable Locator abutment, the implant diameter and the thickness of the gingiva must be known. The thickness of the gingiva determines the required gingival height of the abutment. The exact height of the abutment has been selected if the functional region is supragingivally located.



### Important note:

The functional area has to be located supragingivally.

The availability of a simple and secure fixation of an implant-supported prosthesis is a significant success factor for restorations in elderly patients. The Xive Locator makes correct placement of overdentures in the maxilla and mandible much simpler, even for patients with limited mobility, with restricted occlusal volume or in cases with divergent implants.

## Xive Locator Abutment\*

Scale 1.2:1

For implant Ø

Ø	D 3.4	D 3.4	D 3.4	D 3.4	D 3.4
Gingiva height	GH 1	GH 2	GH 3	GH 4	GH 5
Order no.	26 - 3301	26 - 3302	26 - 3303	26 - 3304	26 - 3305

D 3.4

Scale 1.2:1

For implant Ø

Ø	D 3.8	D 3.8	D 3.8	D 3.8	D 3.8
Gingiva height	GH 1	GH 2	GH 3	GH 4	GH 5
Order no.	26 - 3311	26 - 3312	26 - 3313	26 - 3314	26 - 3315

D 3.8 D 4.5 D 5.5

Scale 1.2:1

For implant Ø

Ø	D 4.5	D 4.5	D 4.5	D 4.5	D 4.5
Gingiva height	GH 1	GH 2	GH 3	GH 4	GH 5
Order no.	26 - 3321	26 - 3322	26 - 3323	26 - 3324	26 - 3325

D 4.5 D 5.5

Scale 1.2:1

For implant Ø

Ø	D 5.5	D 5.5	D 5.5	D 5.5	D 5.5
Gingiva height	GH 1.3	GH 2	GH 3	GH 4	GH 5
Order no.	26 - 3331	26 - 3332	26 - 3333	26 - 3334	26 - 3335

D 5.5



## Locator Replacement Male<sup>41</sup> (4 pieces)



Order no.	45 - 3349	45 - 3350	45 - 3351	45 - 3360	45 - 3352	45 - 3353	45 - 3354
-----------	-----------	-----------	-----------	-----------	-----------	-----------	-----------

## Locator Impression Coping<sup>42</sup> (4 pieces)

Scale 1.2:1



## Locator Male Processing Package (Contents: 2 pieces each)



Titanium<sup>43</sup>    Stainless Steel<sup>44</sup>

## Locator Female Analog<sup>45</sup> (4 pieces)



D 4    D 5

## Content Locator Male Processing Package:

- 2 x Matrix
- 2 x Block-Out Spacer
- 2 x Replacement Male clear, strong retention
- 2 x Replacement Male pink, light retention
- 2 x Replacement Male blue, extra light retention

Order no.	45 - 3355	45 - 3347	45 - 3348	45 - 3356	45 - 3357
-----------	-----------	-----------	-----------	-----------	-----------

## Locator Black Processing Replacement Male<sup>46</sup> (4 pieces)

Scale 1.2:1



## Locator Block-Out Spacer<sup>47</sup> (20 pieces)



## Locator Processing Spacer<sup>48</sup> (4 pieces)



## Locator Abutment Holder Sleeve<sup>50</sup> (4 pieces)



Order no.	45 - 3358	45 - 3359	45 - 3361	45 - 3341
-----------	-----------	-----------	-----------	-----------

## Locator Core Tool<sup>49</sup> 3-piece with Locator Abutment Holder Sleeve

Reduced scale



## Friident Locator Insert for Prosthetic Ratchet<sup>5</sup>



## Locator Angle Measurement Guide<sup>51</sup>



## Locator Parallel Post<sup>46</sup> (4 pieces)



Order no.	45 - 3340	45 - 3344	45 - 3345	45 - 3346
-----------	-----------	-----------	-----------	-----------

# Ball and Socket Attachment

## Friident Ball and Socket Attachment

**Content:** Attachment Insert<sup>2</sup>, Attachment Screw<sup>4</sup>, Attachment Matrix, silicone O-Ring<sup>47</sup> and white silicone ring<sup>47</sup>

## Friident Ball and Socket Attachment

- For fixing overdentures in the mandible
- Simple protocol with option of chairside restoration
- Axial divergencies can be compensated

## Friident Attachment Matrix<sup>9</sup> with white silicone O-Ring<sup>47</sup>

Ø  D 3.4 - D 5.5

Order no. 45 - 3200

## Friident Attachment Patrix Analog<sup>5</sup> universal

Ø  D 3.4 - D 5.5

Order no. 45 - 4105

## Friident Attachment Patrix Analog

- For repairing and relining overdentures
- Universal for all diameters

## Friident O-Ring<sup>47</sup>

Order no. 45 - 3210

## INSTRUMENTS

### Placement of Insert:

Friident Seating Instrument for Attachment Insert and MP Insert (page 93)

### Fixation of Attachment Screw:

Friident Hex Driver 1.22 mm (page 91)

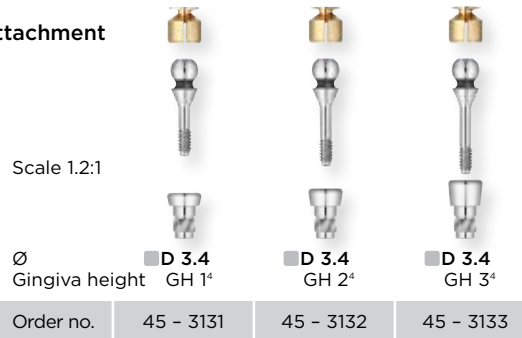
### Activating/Deactivating the Attachment Matrix:

Friident Activator/Deactivator for Ball and Socket Attachment (page 93)

## Friident Ball and Socket Attachment


For implant Ø

D 3.4



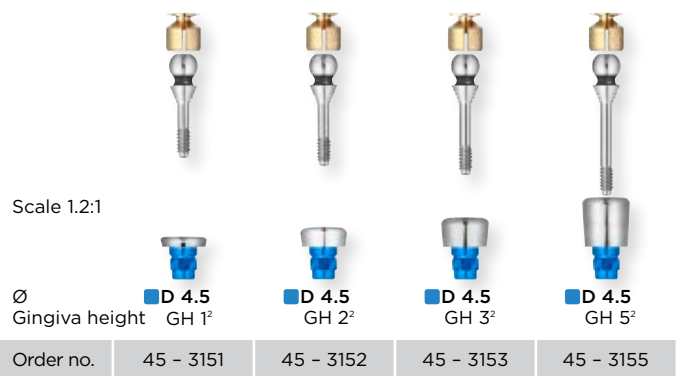
For implant Ø

D 3.8 D 4.5 D 5.5



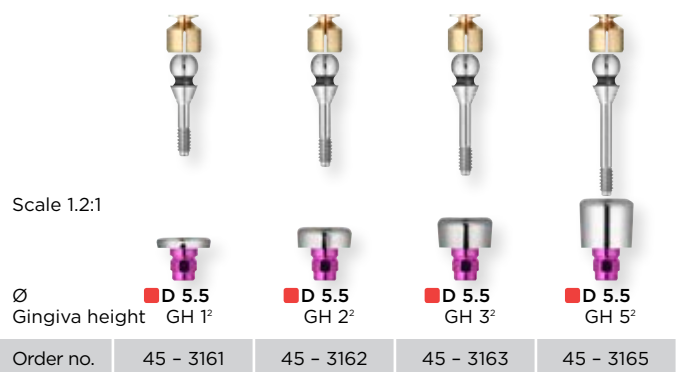
For implant Ø

D 4.5 D 5.5



For implant Ø

D 5.5






# Patient-specific prosthetics

## Xive TitaniumBase<sup>4</sup> with Screw

For implant Ø



Ø	 D 3.8	 D 4.5	 D 5.5
Order no.	27 - 9040	27 - 9050	27 - 9060




## Xive TitaniumBase

- For fabricating ceramic-abutments with titanium core and customized design
- Titanium bonding base with prefabricated implant-abutment connection
- Two flattened sides prevent rotation

## Xive ScanBase<sup>24</sup> with Screw

For implant Ø



Scale 1.2:1	 D 3.8	 D 4.5	 D 5.5
Order no.	27 - 9140	27 - 9150	27 - 9160

## Xive ScanBase

- For scanning the abutment geometry
- Same design as TitaniumBase, made of plastic, dispenses with use of scan spray or powder
- Can be used with all conventional dental scanners

## Friident Screw for EstheticBase<sup>4</sup>

Scale 1.2:1

Ø D 3.4 - D 5.5

Order no.	46 - 4305
-----------	-----------

# Atlantis<sup>®</sup>

## Atlantis abutments and suprastructures for Xive

On Xive S in addition to prosthetic solutions for missing individual teeth or rows of teeth, it is possible to select single-part, patient-specific CAD/CAM abutments for the restoration of Xive implants. This adds to your flexibility and the esthetic and functional results.

Atlantis abutments support cement-retained and single-tooth, screw-retained restorations, in biocompatible materials including titanium, gold-shaded titanium and zirconia.

Atlantis offers freedom in designing patient-specific solutions for restoring partially and fully edentulous arches. The implant suprastructure is attached to two or more implants and the solutions include options for both fixed and removable prostheses, using a wide range of attachment components. Suprastructures are available in one of two materials: titanium or cobalt-chrome\*, and can be ordered with a high-gloss surface.

For further information please contact your local Dentsply Sirona Implants representative.



\*Atlantis 2in1 is only available in titanium

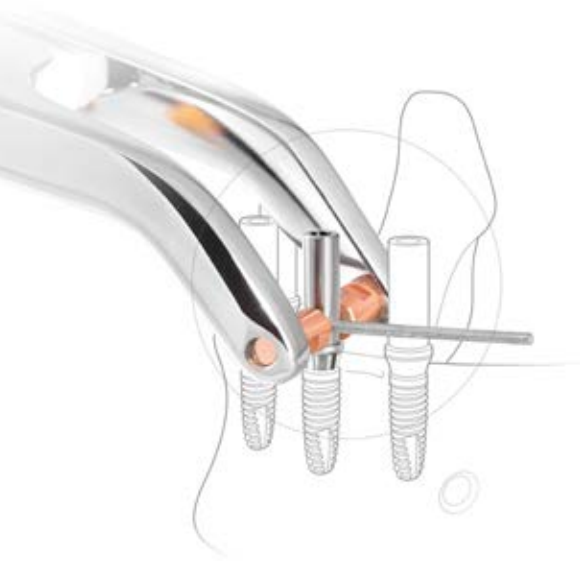
## Atlantis patient-specific abutments for Xive

- A choice of anatomical emergence profiles for excellent function and esthetics
- Margins designed and placed at an ideal level for easy and safe removal of excess cement
- Comprehensive warranty program

## Atlantis suprastructures for Xive

- Wide flexibility in therapy and design for partially and fully edentulous patients
- Precision providing tension-free fit
- Available in titanium and cobalt-chrome

# The WeldOne® concept



## Temporary restorations on implant level

With the help of the WeldOne Welding Unit and special welding components, a titanium wire is permanently connected to the abutment with precisely the correct force to achieve an optimum weld. An electric current leads to fusion of the titanium material in the contact points between the titanium wire and the abutment in milliseconds.

The permanent joint between the titanium wire and the abutment enables an immediate and stable titanium framework to be made which will provide the optimum support for temporary or durable restorations. This concept is exclusively designed for dental implants made by Dentsply Sirona Implants.

**Please note:** Precondition to purchase a WeldOne Welding Unit is the participation on special training courses. For more information and course offers please contact your local representative.

### Xive Temporary Welding Abutment

- Fabrication of an intraorally or extraorally welded titanium framework for immediate temporary restorations on Xive Implants.

### Friadent Screw for EstheticBase<sup>4</sup>

∅     D 3.4 - D 5.5

Order no.	46 - 4305
-----------	-----------

### Xive Temporary Welding Abutment<sup>3</sup> with Screw for EstheticBase<sup>4</sup>

Scale 1.2:1

∅  D 3.4

Order no.	46 - 1231
-----------	-----------



D 3.8

Order no.	46 - 1241
-----------	-----------



D 4.5

Order no.	46 - 1251
-----------	-----------

## Restorations on abutment level

### Xive MP Welding Sleeve

- Fabrication of an intraorally or extraorally welded titanium framework for immediate and late restorations on MP Abutments.

### Abutment Screw for Welding Sleeve<sup>4</sup>

Order no.	46 - 1616
-----------	-----------

### Xive MP Welding Sleeve<sup>3</sup> with Abutment Screw for Welding Sleeve<sup>4</sup>

Scale 1.2:1

∅   D 3.4 - D 3.8

Order no.	45 - 4741
-----------	-----------



D 4.5

Order no.	45 - 4751
-----------	-----------



### Friadent MP Screw for Castable Sleeve<sup>4</sup>

D 3.4 - D 5.5

Order no.	46 - 4300
-----------	-----------

### INSTRUMENTS

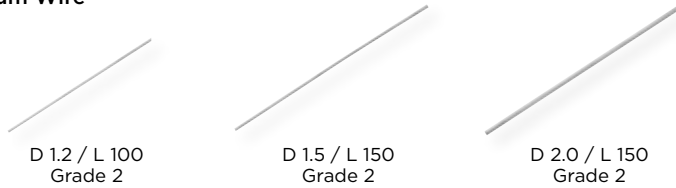
#### Screwing in abutment screw:

Friadent Hex Driver short / long (page 91)

**Please note:** The Xive MP Welding Sleeve can be shortened. If, in such cases, the Xive MP Retaining Screw for Welding Sleeve is too long, the Friadent MP Screw for castable sleeve can be used.

## Friident Titanium Wire (10 pieces)

Reduced scale



D 1.2 / L 100  
Grade 2

D 1.5 / L 150  
Grade 2

D 2.0 / L 150  
Grade 2

Order no.	47 - 3012	47 - 3013	47 - 3014
-----------	-----------	-----------	-----------

Fabrication of an intraorally or extra-orally welded titanium framework for prosthetic restorations on implants from Dentsply Sirona Implants in conjunction with the abutments designed for that purpose.

Selection of the thickness of the titanium wire according to the application:

- D 1.2 mm for additional retention
- D 1.5 mm for inter-implant distances of up to 8 mm
- D 2.0 mm for inter-implant distances of between 8 mm and 15 mm

## WeldOne Welding Unit



Reduced scale

Order no.	47 - 4710
-----------	-----------

## WeldOne Unit

- WeldOne is an electric resistance spot welding unit designed for the intraoral and extraoral welding technique in dental implantology.
- The welding unit is intended for welding titanium wires to abutments on dental implants made by Dentsply Sirona Implants directly inside the oral cavity of the patient.



**Sharp Curver**  
bends the bar into more acute angles for single abutments.



**Soft Curver**  
bends the titanium bar along the curve of the arch.



**Holder**  
grasps and holds the titanium bar firmly in place during the welding process.

**Cutter with tungsten carbide inserts**  
easily and efficiently cuts off excess material.



It is recommended to use the following custom-built tools manufactured by USTOMED. This handful of simple tools allows you to create a titanium framework with a few simple steps. To get detailed information, please contact USTOMED directly:  
[www.ustomed.de](http://www.ustomed.de)



# Impression taking

## Xive TG Impression Copings

- For transferring the transgingival implant position to the master model
- Available for PickUp (open tray) and transfer technique
- Transfer Impression Coping short for making impressions with an existing overdenture

If, in cases of implant divergencies, a transfer of the head square is not required, the Friadent MP Transfer Impression Coping D 3.8 is used (page 32). This impression coping is compatible with all diameters of Xive TG.

## INSTRUMENTS

### Fixation of TG PickUp Guide Pin:

Friadent Hex Driver 1.22 mm or  
Friadent Slot Screwdriver 2.0 mm  
(page 91)

## Xive TG PickUp Impression Coping<sup>2</sup> with PickUp Guide Pin



Scale 1.2:1

Ø D 3.4 - D 4.5

Order no.	25 - 1805	25 - 1701
-----------	-----------	-----------

## Xive TG PickUp Guide Pin<sup>4</sup>



Ø D 3.4 - D 4.5

## Xive TG Transfer Impression Coping<sup>2</sup>



Scale 1.2:1

Ø D 3.4 - D 4.5

Order no.	25 - 1600	25 - 1605
-----------	-----------	-----------

## Xive TG Transfer Impression Coping (short)<sup>2</sup>



Ø D 3.4 - D 4.5

# Implant analogs

## Xive TG Implant Analog / Soldering Analog

- For retaining the prosthetic components on the master model as well as for securing the framework in the soldering base

## Xive TG Implant Analog/ Soldering Analog<sup>5</sup>



Scale 1.2:1

Ø D 3.4 - D 4.5

Order no.	25 - 4010	25 - 4105	25 - 4106
-----------	-----------	-----------	-----------

## Xive TG Lab Set Implant Analog/ Soldering Analog<sup>4,6</sup> Bridge



Ø D 3.4 - D 4.5  
TG Implant-Soldering Analog  
with TG Abutment Screw

## Xive TG Lab Set Soldering Analog Bar<sup>4,6</sup>



Ø D 3.4 - D 4.5  
Implant-Soldering Analog  
with TG Coping Screw

## Bridges

### Xive TG Castable Waxing Sleeve<sup>21</sup> with TG Abutment Screw

Scale 1.2:1



∅ ■ ■ ■ D 3.4 - D 4.5

Order no. 25 - 4245

### Xive TG Cast-to Waxing Sleeve<sup>20/8</sup> with TG Abutment Screw



∅ ■ ■ ■ D 3.4 - D 4.5

Order no. 25 - 4246

### Xive TG Bridge Components

- For simple and accurate fabrication of bridges with cast-to or, more economically, with castable waxing sleeve
- Can also be used to mill customized bar constructions

### INSTRUMENTS

#### Placement of TG Abutment Screw for Xive TG Abutment and AuroBase:

Friadent Hex Driver 1.22 mm or  
Friadent Slot Screwdriver 2.0 mm  
(page 91)

## Xive® TG Abutment

### Xive TG Abutment<sup>2</sup> straight / A 0 with TG Abutment Screw

Scale 1.2:1



∅ ■ ■ ■ D 3.4 - D 4.5

Order no. 25 - 4500

### Xive TG Abutment<sup>2</sup> angled / A 15 with TG Abutment Screw



∅ ■ ■ ■ D 3.4 - D 4.5

Order no. 25 - 4510

### Xive TG Abutment

- For fabrication of single-tooth crowns and bridges
- Available straight and angled
- Customizable by grinding
- Horizontally screw-retained

### Horizontal Screw

All Xive TG Abutments are provided with a horizontal thread (M 1.4). An additional horizontal or transverse screw is necessary for horizontally screw-retained crowns (page 36).

We recommend the use of special titanium drills (Gebr. Brasseler, Lemgo or Jota, Düsseldorf) for preparing the abutments.

## Xive® TG AuroBase Abutment

### Xive TG AuroBase<sup>20/8</sup> with TG Abutment Screw

Scale 1.2:1



∅ ■ ■ ■ D 3.4 - D 4.5

Order no. 25 - 4520

### Xive TG AuroBase

- For customized shaping of crowns and bridge abutments
- For compensation of axial divergences

### Xive TG Abutment Screw<sup>4</sup>

Scale 1.2:1



∅ ■ ■ ■ D 3.4 - D 4.5

Order no. 25 - 4300

# Bar

## Xive TG Bar Components

- For fixing overdentures by bar construction
- Simple and standardized procedure with pre-fabricated round bars (see single components)

## Xive TG Coping Screw<sup>4</sup>

Scale 1.2:1



Order no.	25 - 4200
-----------	-----------

## Friadent Bar Copings

- Gold alloy for soldering technique
- Titanium for laser welding
- Cast-to for customized waxing

Customized milled bars are fabricated with castable TG crown bases (page 59)

## Xive TG Gold Bar Coping<sup>9</sup> with TG Coping Screw

Scale 1.2:1



Ø D 3.4 - D 4.5

Order no.	25 - 4240
-----------	-----------

## Xive TG Titanium Bar Coping<sup>2</sup> with TG Coping Screw



Ø D 3.4 - D 4.5

Order no.	25 - 4241
-----------	-----------



Ø D 3.4 - D 4.5

Order no.	25 - 4242
-----------	-----------

## INSTRUMENTS

### Placement of TG Coping Screw:

Friadent Hex Driver 1.22 mm  
or Friadent Slot Screwdriver 2.0 mm  
(page 91)

### Activating the Bar Clip:

Friadent Bar Clip Activator (page 94)

## Friadent Gold Bar round<sup>9</sup>

Reduced scale



50 mm length

Order no.	45 - 4210
-----------	-----------

## Friadent Titanium Bar round<sup>2</sup>



50 mm length

Order no.	45 - 4212
-----------	-----------

## Friadent Gold Bar Clip<sup>9</sup>



50 mm length

Order no.	45 - 4215
-----------	-----------



## Xive® TG Attachment

### Xive TG Attachment<sup>2/4</sup>



Scale 1.2:1

∅    D 3.4 - D 4.5

Order no.	25 - 4401
-----------	-----------

### Xive TG Attachment

- For fixing overdentures in the mandible
- Simple protocol with option of chairside restoration
- Axial divergencies can be compensated

### Xive TG Attachment Patrx, two-piece

Order no.	25 - 4406
-----------	-----------

### Xive TG Attachment Matrix

Order no.	25 - 4411
-----------	-----------

## Atlantis®

### Atlantis Suprastructures for Xive

On Xive TG, Atlantis offers freedom to design patient-specific solutions for restoring partially and fully edentulous arches. The implant suprastructure is attached to two or more implants and the solutions include options for both fixed and removable prostheses, using a wide range of attachment components. Suprastructures are available in one of two materials: titanium or cobalt-chrome\*, and can be ordered with a high-gloss surface.

For further information please contact your local Dentsply Sirona Implants representative.



### Atlantis suprastructures for Xive

- Wide flexibility in therapy and design for partially and fully edentulous patients
- Precision providing tension-free fit
- Available in titanium and cobalt-chrome

\*Atlantis 2in1 is only available in titanium


# Friadent® Select

## Friadent Select Try-in Abutment

- Determination of oro-vestibular and mesio-distal implant position and of the distance to the adjacent teeth
- Determination of gingival height, angulation and position of the horizontal screw (GH 2) for all Friadent and Xive abutments

## Friadent Select Try-in Abutment<sup>2</sup> / A 0 (straight)


Scale 1.2:1



Ø	D 3.0	D 3.4	D 3.8	D 4.5	D 5.5
Order no.	45 - 2119	45 - 2120	45 - 2121	45 - 2122	45 - 2123

## Friadent Select Try-in Abutment<sup>2</sup> / A 15 (angled 15°)

Scale 1.2:1



Ø	D 3.0	D 3.4	D 3.8
Order no.	45 - 2219	45 - 2220	45 - 2221

## Friadent Select Try-in Abutment<sup>2</sup> A 0 straight Multi-Pack (3 pieces)

Ø	D 3.4	D 3.8	D 4.5	D 5.5
Order no.	45 - 2193	45 - 2194	45 - 2195	45 - 2196

## Friadent Select Try-in Abutment<sup>2</sup> A 15 angled Multi-Pack (3 pieces)


Ø	D 3.4	D 3.8
Order no.	45 - 2293	45 - 2294

## Friadent Select Sleeve

- Exact transfer of the pre-prosthetic planning to the clinical situation

## Khoury Drill Guide Pin<sup>2</sup>


Scale 1.2:1



Order no.	91 - 4502
-----------	-----------

## Friadent Select Sleeve<sup>2</sup> by Prof. Dr. Fouad Khoury without pin

Scale 1.2:1



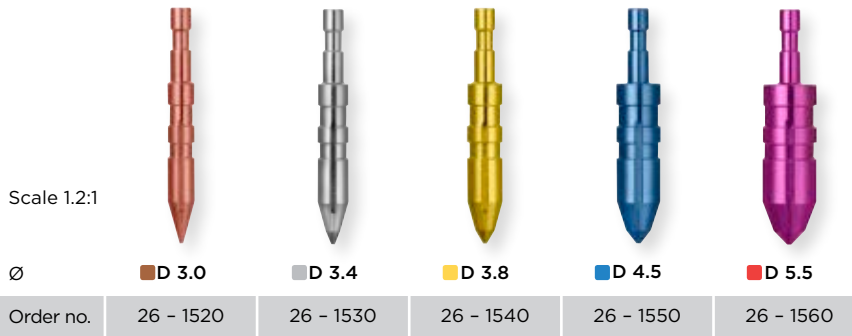
Ø	D 3.0	D 3.4	D 3.8	D 4.5	D 5.5
Order no.	45 - 5025	45 - 5035	45 - 5045	45 - 5055	45 - 5065

# Planning components

## Xive Select Try-in Implant<sup>2</sup>

## Xive Select Try-in Implants

- Intra-operative check of implant position, implant axis, congruency between implant and bone crest and peri-implant soft tissue level



## Xive Depth Gauge<sup>2</sup>

D 2.0



## Others

### Friident Radiographic Balls for Pre-surgical Planning<sup>6</sup>



Ø 5 mm, 12 pieces

Order no.	49 - 1211
-----------	-----------

### Xive Radiographic Template

**Xive S**  
(subgingival)

Order no.	26 - 9020
-----------	-----------

**Xive TG**  
(transgingival)

Order no.	25 - 5206
-----------	-----------

# Surgical kits

Simple, flexible and economical with the modular design with absolute minimum number of instruments required.

- Can be customized with additional modules as required
- Instruments securely fixed in silicone holders
- Clear and simple user guidance during surgery
- Integrated organizer for used instruments
- Can be easily and thoroughly cleaned

## Xive Surgical Kit D 3.0 - D 5.5 / S+L

Reduced scale



■ ■ ■ ■ ■ D 3.0 - D 5.5

All Instruments required for the placement of Xive Implants D 3.0 - D 5.5, length of instruments S (short) and L (long)

## Xive Surgical Kit D 3.0 - D 3.8 / S



■ ■ ■ D 3.0 - D 3.8

All Instruments required for the placement of Xive Implants D 3.0 - D 3.8, length of instruments S (short)

Order no.	26 - 6000	26 - 6005
-----------	-----------	-----------

## Xive Surgical Kit D 3.0 / S+L

Reduced scale



■ D 3.0

All Instruments required for the placement of Xive Implants D 3.0, length of instruments S (short) and L (long)

## Xive Surgical Kit GS (Guided Surgery)



■ ■ ■ ■ ■ D 3.0 - D 4.5

All Instruments required for computer-aided placement of Xive implants D 3.0 - D 4.5 lengths L 8 - L 15

Order no.	26 - 6003	26 - 5000
-----------	-----------	-----------

Scope of supply Xive Surgical Kits	Tool Module	Drill Module D 3.0	Drill Module D 3.4 & D 3.8	Drill Module D 4.5 & D 5.5	Drill Module individual (empty)	Module Tray Insert
D3.0-D5.5/S+L	•	•	•	•		
D3.0 - D 3.8/S	•	•	•			•
D3.0/S+L	•	•			•	•

# Surgical instruments



## Xive Drill Module (empty)

	<span style="color: brown;">■</span> D 3.0	<span style="color: grey;">■</span> D 3.4	<span style="color: yellow;">■</span> D 3.8	<span style="color: blue;">■</span> D 4.5	<span style="color: red;">■</span> D 5.5
Order no.	26 - 7025	26 - 7035	26 - 7045	26 - 7055	26 - 7065

## Xive Tool Module (empty)

Order no.	26 - 7200
-----------	-----------

## Xive Module Tray Insert

Order no.	26 - 7170
-----------	-----------








## Xive Surgical Kit Tray (empty)

Order no.	26 - 7010
-----------	-----------

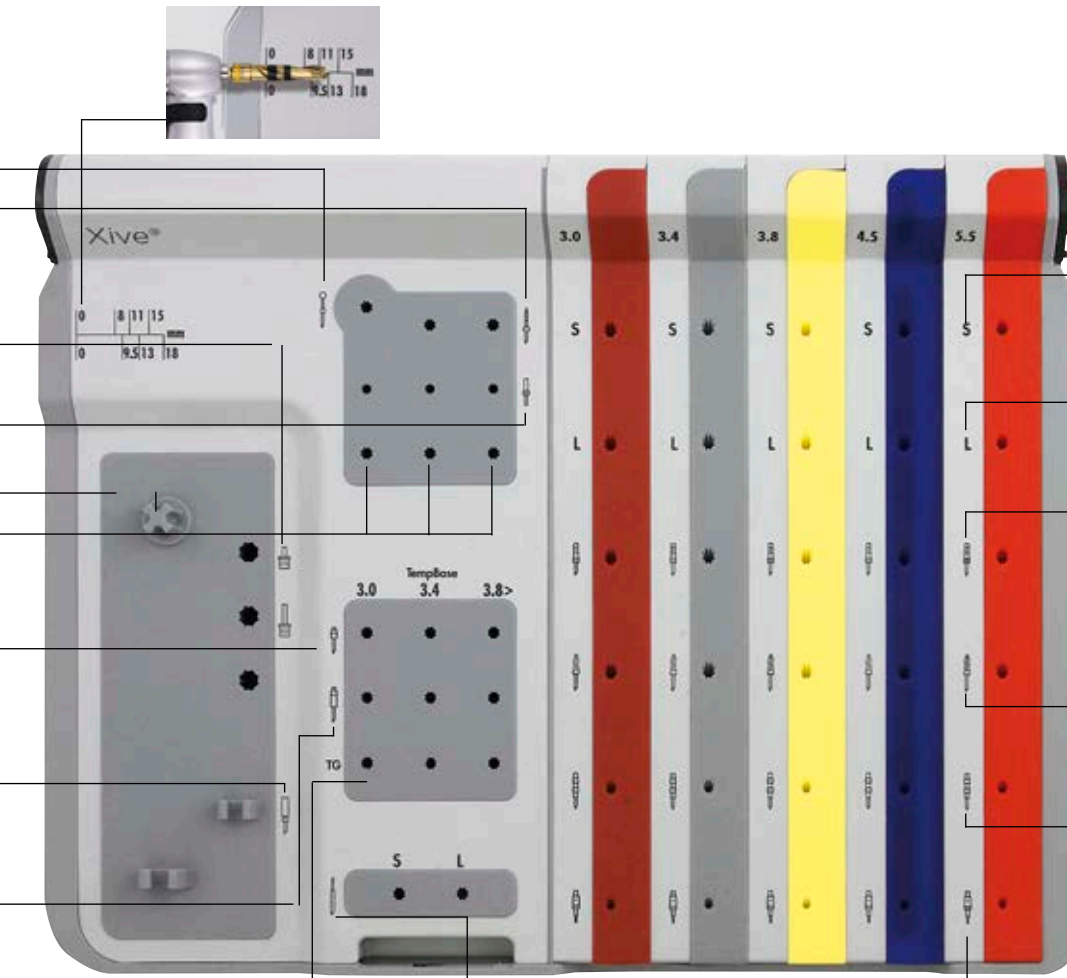
## Xive Surgical Kit Tray GS (empty)

Order no.	26 - 5010
-----------	-----------

# Surgical kits

 <b>Xive Round Drill</b> D 3.0 */** Order no. 26 - 1710	 <b>Xive Twist Drill</b> D 2.0 / S */** Order no. 26 - 1715 <b>Xive Twist Drill</b> D 2.0 / L * Order no. 26 - 1718
 <b>Xive Ratchet Insert for Instruments */**</b> Order no. 26 - 6120 and 2 open slots	 <b>3 Friadent Paralleling Pins</b> D 2.0 / D 3.0 */** Order no. 45 - 5106
<b>Xive Ratchet */**</b> Order no. 45 - 6020	3 open slots
 <b>Xive Implant Driver</b> D 3.0 / S */** Order no. 26 - 6030	
<b>Xive Implant Driver for Implant and TempBase</b> D 3.4 / S */** Order no. 26 - 6040	
<b>Xive Implant Driver</b> D 3.8 - D 5.5 / S ** Order no. 26 - 6050	
 <b>Xive Implant Driver</b> D 3.0 / L * Order no. 26 - 6035	 <b>Xive Extension Instrument */**</b> Order no. 26 - 6130
<b>Xive Implant Driver for Implant and TempBase</b> D 3.4 / L * Order no. 26 - 6045	
<b>Xive Implant Driver</b> D 3.8 - D 5.5 / L Order no. 26 - 6055	

# Surgical instruments



- S Xive Twist Drill**  
 D 3.0 / S Order no. 26 - 1725 \*/\*\*  
 D 3.4 / S Order no. 26 - 1735 \*\*  
 D 3.8 / S Order no. 26 - 1745 \*\*  
 D 4.5 / S Order no. 26 - 1755  
 D 5.5 / S Order no. 26 - 1765

- L Xive Twist Drill**  
 D 3.0 / L Order no. 26 - 1728\*  
 D 3.4 / L Order no. 26 - 1738  
 D 3.8 / L Order no. 26 - 1748  
 D 4.5 / L Order no. 26 - 1758  
 D 5.5 / L Order no. 26 - 1768

- Xive Twist Drill Crestal**  
 D 3.0 Order no. 26 - 1720 \*/\*\*  
 D 3.4 Order no. 26 - 1730 \*\*  
 D 3.8 Order no. 26 - 1740 \*\*  
 D 4.5 Order no. 26 - 1750  
 D 5.5 Order no. 26 - 1760

- Xive Tap**  
 D 3.0 Order no. 26 - 1122 \*/\*\*  
 D 3.4 Order no. 26 - 1132 \*\*  
 D 3.8 Order no. 26 - 1142 \*\*  
 D 4.5 Order no. 26 - 1152  
 D 5.5 Order no. 26 - 1162

- Xive Select Try-in Implant**  
 D 3.0 Order no. 26 - 1520 \*  
 D 3.4 Order no. 26 - 1530  
 D 3.8 Order no. 26 - 1540  
 D 4.5 Order no. 26 - 1550  
 D 5.5 Order no. 26 - 1560

**Xive TG Implant Driver**  
 Order no. 25 - 6010 \*\*  
 and 2 open slots

**Xive Hex Driver**  
 0.9 mm / S  
 Order no. 26 - 6190 \*/\*\*  
**Xive Hex Driver**  
 0.9 mm / L  
 Order no. 26 - 6195 \*

**Friadent Select Try-in Abutment**  
 D 3.0 / A 0 (straight) Order no. 45 - 2119 \*  
 D 3.4 / A 0 (straight) Order no. 45 - 2120  
 D 3.8 / A 0 (straight) Order no. 45 - 2121  
 D 4.5 / A 0 (straight) Order no. 45 - 2122  
 D 5.5 / A 0 (straight) Order no. 45 - 2123

\* Included in Xive Surgical Kit D 3.0 / S + L

\*\* Included in Xive Surgical Kit D 3.0 - D 3.8 / S

All instruments are included in the Xive Surgical Kit  
 D 3.0 - D 5.5 / S + L

# Washtray

The Washtray allows for machine cleaning, disinfection and subsequent steam sterilization of instruments.

- One tray for all steps of reprocessing: enhances time- and cost-efficiency
- Instruments are fixed and organized from chairside through all steps of reprocessing and back to chairside
- The removable overlay has a layout very similar to the existing plastic surgical kits which offers easy orientation and intuitive handling during surgery
- Sterilization container for simple, quick and safe handling can be ordered separately

## Cleaning and sterilization

The overlay must be separated from the washtray before cleaning and re-assembled prior sterilization.

Please note Dentsply Sirona Implants Instruction for Sterilization and Instrument Care are need to be considered before use.

### Xive Washtray (Including metal tray and overlay)

Reduced scale



Order no. 3226 7800

### Xive Washtray Sterilization Container (Including 2 reusable Filter for Washtray Sterilization Container)



Order no. 3226 7802

### Xive Washtray Overlay

Reduced scale



Order no. 3226 7801

### Reusable Filter for Washtray Sterilization Container (2 pcs.)



Order no. 3107 1003

### Instrument Holder for ISO shank (5 pcs.)

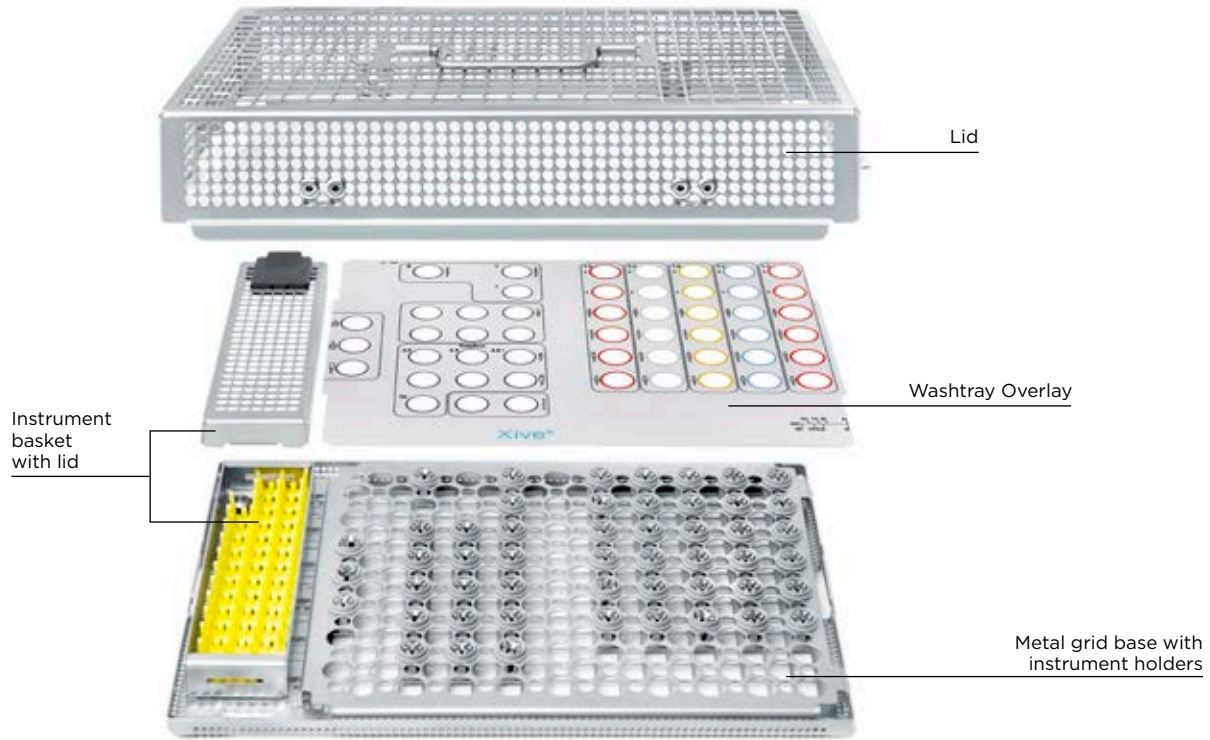
Order no. 3107 1004

### Instrument Holder for Ratchet Insert (5 pcs.)

Order no. 3107 1006



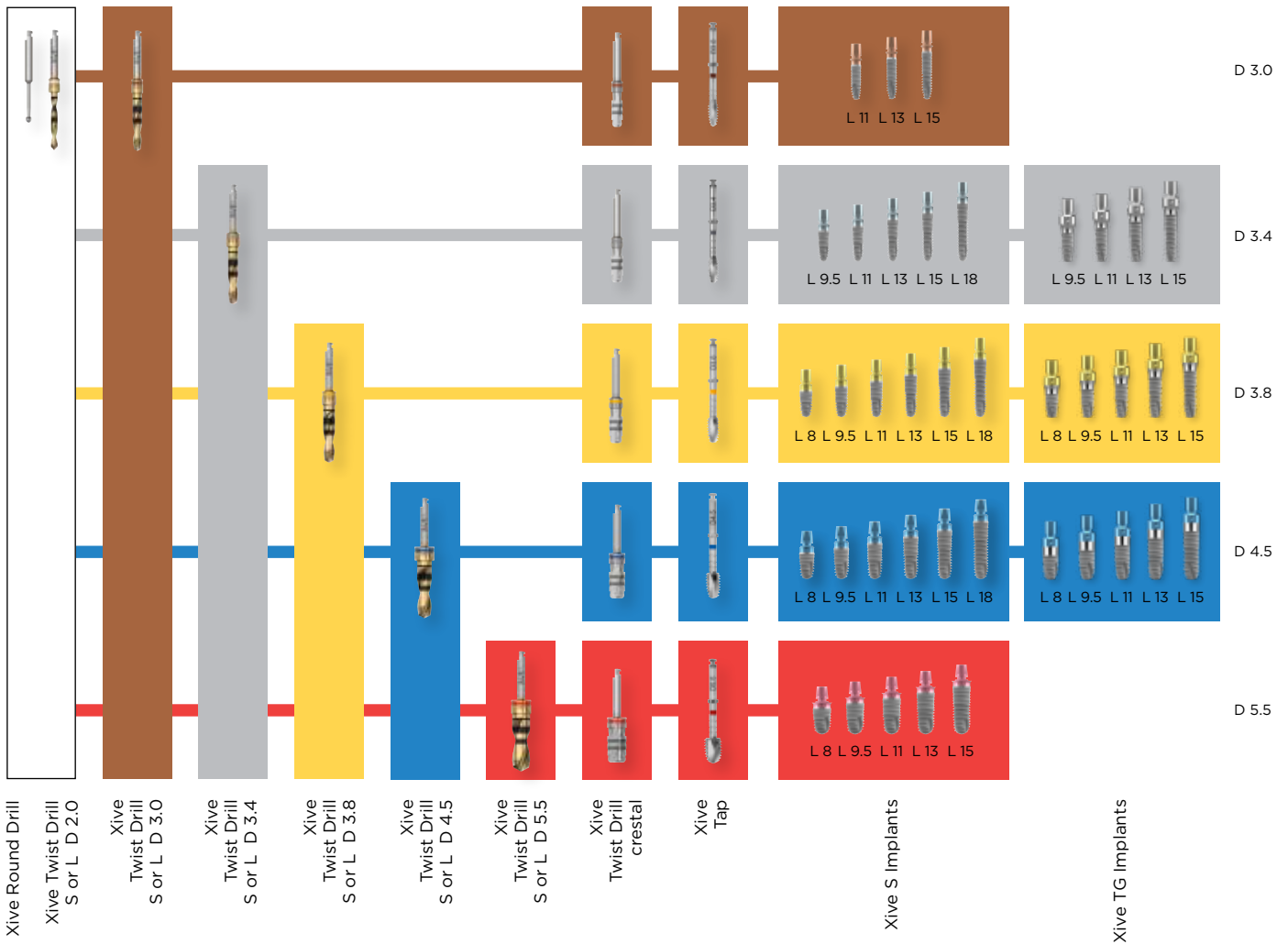
# Surgical instruments



# The Xive® surgical procedure

Preparation of the implant site is the first step towards optimal stability. With Xive, you can modify the surgical protocol during preparation depending on the bone quality. The depth

of the final crestal drilling and, in bone class D I, additional tapping will allow you to control the degree of bone condensation and with it the torques achieved during placement.



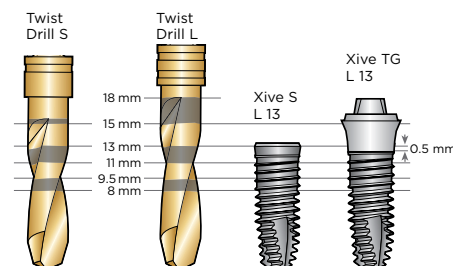
## Pilot hole: Xive D 2.0 Twist Drill

Xive Twist Drills and Twist Drills crestal are used up to max. 1500 rpm. During the preparation make sure drills are adequately irrigated internally and externally. Optimum flow volume is guaranteed if separate sources are used for internal and external irrigation.

## Marking: Xive Round Drill

### Preparation of the implant site: Xive Twist Drill

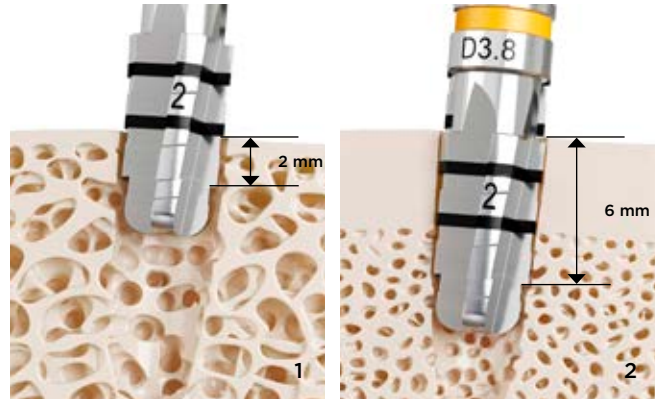
Starting with D 3.0 and increasing in diameter until the final implant diameter is reached.



# Surgical instruments

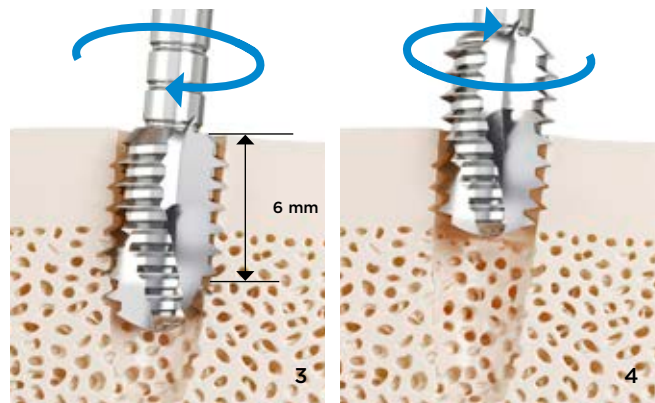
## 1-2 | Crestal preparation to achieve the internal condensation effect: Xive Twist Drill crestal

The crestal drilling varies between 2 and 6 mm based on the bone quality. Thus, an optimal primary stability of the implant in all types of bone is achieved.



## 3-4 | If required, pre-tapping the implant thread:

In very cortical bone, pre-tapping of the implant site at 15 rpm is required in the crestal area after the initial 6 mm deep preparation. The Xive Tap can be used to reduce the crestal torque achieved during insertion of implants.



## Option: Xive BoneCondenser

In cases of poor bone quality, Xive BoneCondensers can be used for lateral and apical implant site condensation.

This improvement of bone quality and quantity enhances primary implant stabilization.



# Xive® Single-patient drills

## Xive Single-patient Drills

- Twist drills for implant site preparation up to the planned implant diameter in one patient

### Continuing procedure:

The Xive crestal twist drill (page 74) must be used in addition after reaching the required diameter.

In cortical bone (D I) the tap (page 74) must also be used.

The instruments for insertion and restoration of the implants are shown on page 79/80.

## Xive Single-Patient Drills - Single Articles (sterile)



Scale 1:1

Ø	<span style="border: 1px solid black; padding: 0 2px;"> </span> D 2.0	<span style="background-color: #8B4513; color: white; padding: 0 2px;"> </span> D 3.0	<span style="background-color: #A9A9A9; color: white; padding: 0 2px;"> </span> D 3.4
Length	L 8 - L 15	L 8 - L 15	L 8 - L 15

Order no.	26 - 1015	26 - 1025	26 - 1035
-----------	-----------	-----------	-----------



Scale 1:1

Ø	<span style="background-color: #FFD700; color: black; padding: 0 2px;"> </span> D 3.8	<span style="background-color: #0000FF; color: white; padding: 0 2px;"> </span> D 4.5	<span style="background-color: #FF0000; color: white; padding: 0 2px;"> </span> D 5.5
Length	L 8 - L 15	L 8 - L 15	L 8 - L 15

Order no.	26 - 1045	26 - 1055	26 - 1065
-----------	-----------	-----------	-----------

# Surgical instruments

## Xive® drills for multiple use

### Xive Round Drill® (sterile)



Scale 1:1

Order no.	26 - 1710
-----------	-----------

### Xive Twist Drill S® (short) for implant lengths 8-15 mm (sterile)



Scale 1:1

∅	□ D 2.0	■ D 3.0	■ D 3.4	■ D 3.8	■ D 4.5	■ D 5.5
Length	L 8 - L 15	L 8 - L 15	L 8 - L 15	L 8 - L 15	L 8 - L 15	L 8 - L 15

Order no.	26 - 1715	26 - 1725	26 - 1735	26 - 1745	26 - 1755	26 - 1765
-----------	-----------	-----------	-----------	-----------	-----------	-----------

### Xive Twist Drill L® (long) for implant lengths 8-18 mm (sterile)



Scale 1:1

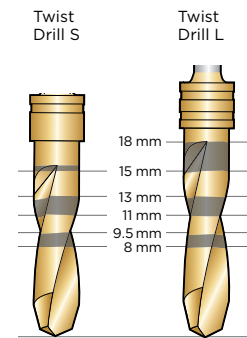
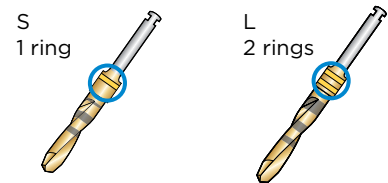
∅	□ D 2.0	■ D 3.0	■ D 3.4	■ D 3.8	■ D 4.5	■ D 5.5
Length	L 8 - L 18	L 8 - L 18	L 8 - L 18	L 8 - L 18	L 8 - L 18	L 8 - L 18

Order no.	26 - 1718	26 - 1728	26 - 1738	26 - 1748	26 - 1758	26 - 1768
-----------	-----------	-----------	-----------	-----------	-----------	-----------

### Xive Twist Drill S and L

- For implant site preparation up to the planned implant diameter
- Without internal irrigation
- Adaptation of the Xive Twist Drills to the planned implant length with depth stops (page 75/76)

The Xive Twist Drills S and L are provided with color-coded marking rings for clear distinction.



### Please note:

Cutting instruments should generally be replaced after 10 cycles of use. Blunt or damaged instruments must be replaced immediately.


# Xive® drills for multiple use

## Xive Twist Drill crestal

- For crestal implant site preparation according to the bone quality once the planned implant diameter has been reached
- The Twist Drill crestal always has to be used

## Xive Twist Drill crestal<sup>6</sup> (sterile)

Scale 1:1




Ø	D 3.0	D 3.4	D 3.8	D 4.5	D 5.5
Order no.	26 - 1720	26 - 1730	26 - 1740	26 - 1750	26 - 1760

## Xive Tap

- For pre-tapping of the implant threads in cortical bone (D I)

## Xive Tap<sup>6</sup>

Scale 1:1



Ø	D 3.0	D 3.4	D 3.8	D 4.5	D 5.5
Order no.	26 - 1122	26 - 1132	26 - 1142	26 - 1152	26 - 1162

## Continuing procedure:

The instruments for insertion and restoration of the implants are shown on page 79/80.

## Please note:

Cutting instruments should generally be replaced after 10 cycles of use. Blunt or damaged instruments must be replaced immediately.

# Surgical instruments

## Xive® depth stops for twist drills SETS

### Xive Expert Security Kit / S+L

All depth stops required for using the universal Xive twist drills, lengths S (short) and L (long).

### Xive Standard Security Kit / S


All depth stops required for using the universal Xive twist drills, lengths S (short).

Order no.	26 - 1200	26 - 1205
-----------	-----------	-----------

### Xive Depth Stops

- Safe implant site preparation by adaptation of the universal Xive twist drills (multiple use) to the planned implant diameter

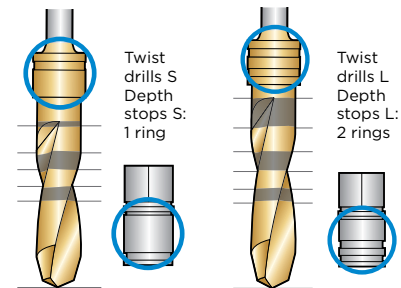
The Xive Depth Stops S and L are provided with color-coded marking rings for clear distinction.



## Xive® depth stops for twist drills SINGLE ARTICLES

### INSTRUMENTS

No instruments are required for placing and removing the Xive depth stops.



### Xive Depth Stop S<sup>6</sup> (short)



Scale 1:1

Ø	D 2.0 - D 3.0	D 2.0 - D 3.0	D 2.0 - D 3.0	D 2.0 - D 3.0	D 2.0 - D 3.0
Length	L 8	L 9.5	L 11	L 13	L 15

Order no.	26 - 1210	26 - 1211	26 - 1212	26 - 1213	26 - 1215
-----------	-----------	-----------	-----------	-----------	-----------



Scale 1:1

Ø	D 3.4 - D 3.8	D 3.4 - D 3.8	D 3.4 - D 3.8	D 3.4 - D 3.8	D 3.4 - D 3.8
Length	L 8	L 9.5	L 11	L 13	L 15

Order no.	26 - 1230	26 - 1231	26 - 1232	26 - 1233	26 - 1235
-----------	-----------	-----------	-----------	-----------	-----------



Scale 1:1

Ø	D 4.5 - D 5.5	D 4.5 - D 5.5	D 4.5 - D 5.5	D 4.5 - D 5.5	D 4.5 - D 5.5
Length	L 8	L 9.5	L 11	L 13	L 15

Order no.	26 - 1250	26 - 1251	26 - 1252	26 - 1253	26 - 1255
-----------	-----------	-----------	-----------	-----------	-----------

# Xive® depth stops for twist drills

## SINGLE ARTICLES

### INSTRUMENTS

No instruments are required for placing and removing the Xive depth stops.

#### Xive Depth Stop L<sup>6</sup> (long)



Scale 1:1

Ø	D 2.0 - D 3.0	D 2.0 - D 3.0	D 2.0 - D 3.0	D 2.0 - D 3.0	D 2.0 - D 3.0	D 2.0 - D 3.0
Length	L 8	L 9.5	L 11	L 13	L 15	L 18
Order no.	26 - 1310	26 - 1311	26 - 1312	26 - 1313	26 - 1315	26 - 1318



Scale 1:1

Ø	D 3.4 - D 3.8	D 3.4 - D 3.8	D 3.4 - D 3.8	D 3.4 - D 3.8	D 3.4 - D 3.8	D 3.4 - D 3.8
Length	L 8	L 9.5	L 11	L 13	L 15	L 18
Order no.	26 - 1330	26 - 1331	26 - 1332	26 - 1333	26 - 1335	26 - 1338



Scale 1:1

Ø	D 4.5 - D 5.5	D 4.5 - D 5.5	D 4.5 - D 5.5	D 4.5 - D 5.5	D 4.5 - D 5.5	D 4.5 - D 5.5
Length	L 8	L 9.5	L 11	L 13	L 15	L 18
Order no.	26 - 1350	26 - 1351	26 - 1352	26 - 1353	26 - 1355	26 - 1358

#### Xive Security Kit Tray (empty)

Order no.	26 - 1390
-----------	-----------



# Surgical instruments

## Xive® BoneCondenser SETS AND SINGLE ARTICLES

### Xive BoneCondenser, straight<sup>25/6</sup>



Reduced scale

∅ □ D 2.0    ■ D 3.0    ■ D 3.4    ■ D 3.8    ■ D 4.5    ■ D 5.5


Order no.	26 - 1610	26 - 1620	26 - 1630	26 - 1640	26 - 1650	26 - 1660
-----------	-----------	-----------	-----------	-----------	-----------	-----------

### Xive BoneCondenser

- For lateral and apical bone condensing in reduced bone quality
- For improving bone quality and quantity with increased primary stability of implants
- Universal length with depth marks at the working tips

### Xive BoneCondenser, angled

- When limited space is available and for the posterior region



### Xive BoneCondenser, angled<sup>25/6</sup>



Reduced scale

∅ □ D 2.0    ■ D 3.0    ■ D 3.4    ■ D 3.8    ■ D 4.5    ■ D 5.5

Order no.	26 - 1615	26 - 1625	26 - 1635	26 - 1645	26 - 1655	26 - 1665
-----------	-----------	-----------	-----------	-----------	-----------	-----------

### Xive Instrument-Set BoneCondenser straight and angled

Tray with all Xive BoneCondensers, straight and angled

Order no.	26 - 1600
-----------	-----------

### Xive Instrument-Set BoneCondenser straight

Tray with all Xive BoneCondensers, straight

Order no.	26 - 1603
-----------	-----------

### Xive Instrument-Set BoneCondenser angled

Tray with all Xive BoneCondensers, angled

Order no.	26 - 1606
-----------	-----------

# Other instruments for implant site preparation

Please note the instructions for use!

## Xive Trephine Drill<sup>6</sup>



Scale 1:1

∅	<b>D 3.0</b>	<b>D 3.4</b>	<b>D 3.8</b>	<b>D 4.5</b>	<b>D 5.5</b>
Length	L 8 - L 18	L 8 - L 18	L 8 - L 18	L 8 - L 18	L 8 - L 18

Order no.	26 - 1129	26 - 1139	26 - 1149	26 - 1159	26 - 1169
-----------	-----------	-----------	-----------	-----------	-----------

## Friament Drill Extension

The drill extension must always be used with the long internal irrigation tube.

## Friament Paralleling Pin<sup>2</sup>



Scale 1:1

D 2.0/D 3.0

Order no.	45 - 5106	91 - 0003
-----------	-----------	-----------

## Friament Drill Extension<sup>6</sup>



## Friament Drill Cleaning Instrument<sup>6</sup>



Reduced scale

## Frios Contra-angle Handpiece 20:1 Irrigation Tube



## Friament Long Internal Irrigation Tube<sup>6</sup> (for Drill Extension)



Order no.	45 - 5280	90 - 5042	90 - 5043
-----------	-----------	-----------	-----------

# Surgical instruments

## Instruments for implant placement

### Xive Implant Driver S<sup>6</sup> (short)

Scale 1:1



■ for Xive S implants  
D 3.0

■ for Xive S implants  
D 3.4 and TempBase

■ ■ ■ for Xive S implants  
D 3.8 - D 5.5

Order no.	26 - 6030	26 - 6040	26 - 6050
-----------	-----------	-----------	-----------

### Xive Implant Drivers and Hex Drivers

- All instruments can be used either with the contra-angle handpiece or the Xive ratchet

For placing Xive S implants with the TempBase (standard procedure), only the Xive Implant Driver for Xive S Implants D 3.4 and TempBase is needed, regardless of the implant diameter.

The implant drivers of other diameters are applied only when placing the implants using the implant internal geometry.

### Xive Implant Driver L<sup>6</sup> (long)

Scale 1:1



■ for Xive S implants  
D 3.0

■ for Xive S implants  
D 3.4 and TempBase

■ ■ ■ for Xive S implants  
D 3.8 - D 5.5

Order no.	26 - 6035	26 - 6045	26 - 6055
-----------	-----------	-----------	-----------

### Xive TG Implant Driver<sup>6</sup>

Scale 1:1



■ ■ ■ for Xive TG Implants  
D 3.4 - D 4.5

0.9 mm/S (short)

0.9 mm/L (long)

Order no.	25 - 6010	26 - 6190	26 - 6195
-----------	-----------	-----------	-----------

# Instruments for implant placement

## Xive Ratchet Insert for Instruments

- For fixing the instruments with ISO-shaft to the ratchet. These instruments can be used either with the contra-angle handpiece or the ratchet.

## Xive Ratchet<sup>6</sup>

Reduced scale



## Xive Ratchet Insert for Instruments<sup>6</sup>



Order no.

45 - 6020

26 - 6120

## Xive Extension Instrument<sup>6</sup>

Reduced scale



## Friadent Implant Driver Manual long<sup>6</sup>



Order no.

26 - 6130


46 - 5880

## Xive Surgical Ratchet with Torque Indication

- Increased safety for manual screwing of implants
- Readable torque indicator
- Adjustable clockwise and counter-clockwise rotation

## Xive Surgical Ratchet with Torque Indication<sup>6</sup>

Reduced scale



Order no.

45 - 6010

# Surgical instruments

## Instruments for uncover

### Friident Tissue Punch<sup>®</sup>

Scale 1:1



Ø

D 3.0

D 3.4

D 3.8

D 4.5

D 5.5

Order no.

45 - 5665

45 - 5666

45 - 5660

45 - 5661

45 - 5662

# Guided surgery instruments

## DRILLS

### Xive Soft Tissue Punch GS

- For the minimally-invasive exposure of the surgical site

**Please note:**

Instruments named "GS" are only for use with Guided Surgery procedures.

### Xive Rotary Tissue Punch GS<sup>6</sup>

Scale 1:1



Ø                      **D 3.0 GS**                      **D 3.4 GS**                      **D 3.8 GS**                      **D 4.5 GS**


Order no.	26 - 5201	26 - 5301	26 - 5401	26 - 5501
-----------	-----------	-----------	-----------	-----------

### Xive Initial Drill GS (Guided Surgery)

- For removal of soft-tissue residue after use of the mucosa punch
- For smoothing the planned implant position (specific to the implant diameter)

### Xive Initial Drill<sup>6</sup> GS

Scale 1:1



Ø                      **D 3.0 GS**                      **D 3.4 GS**                      **D 3.8 GS**                      **D 4.5 GS**

Order no.	26 - 5202	26 - 5302	26 - 5402	26 - 5502
-----------	-----------	-----------	-----------	-----------

### Xive Twist Drill GS

- Drills in implant length for implant site preparation up to the planned implant diameter
- The drills are guided in the surgical template by the sleeve for twist drills (sleeve-on-drill system)

### Xive Twist Drill<sup>6</sup> GS

Scale 1:1



Ø                      **D 2.0 GS**                      **D 3.0 GS**                      **D 3.4 GS**                      **D 3.8 GS**                      **D 4.5 GS**  
 Length                      L 8                      L 8                      L 8                      L 8                      L 8

Order no.	26 - 5108	26 - 5208	26 - 5308	26 - 5408	26 - 5508
-----------	-----------	-----------	-----------	-----------	-----------


# Surgical instruments

## Xive Twist Drill® GS

### Please note:

Cutting instruments should generally be replaced after 20 cycles of use. Blunt or damaged instruments must be replaced immediately.

Scale 1:1



Ø	□ D 2.0 GS	■ D 3.0 GS	■ D 3.4 GS	■ D 3.8 GS	■ D 4.5 GS
Length	L 9.5	L 9.5	L 9.5	L 9.5	L 9.5

Order no.	26 - 5195	26 - 5295	26 - 5395	26 - 5495	26 - 5595
-----------	-----------	-----------	-----------	-----------	-----------

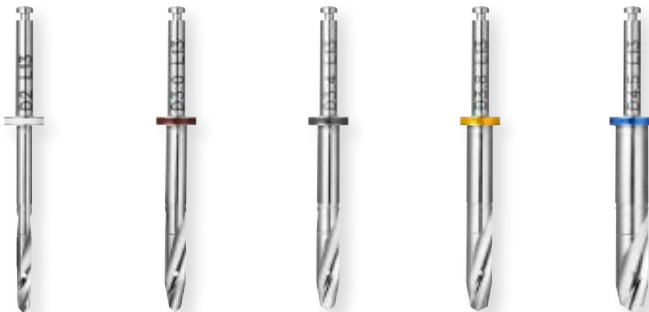
Scale 1:1



Ø	□ D 2.0 GS	■ D 3.0 GS	■ D 3.4 GS	■ D 3.8 GS	■ D 4.5 GS
Length	L 11	L 11	L 11	L 11	L 11

Order no.	26 - 5111	26 - 5211	26 - 5311	26 - 5411	26 - 5511
-----------	-----------	-----------	-----------	-----------	-----------

Scale 1:1



Ø	□ D 2.0 GS	■ D 3.0 GS	■ D 3.4 GS	■ D 3.8 GS	■ D 4.5 GS
Length	L 13	L 13	L 13	L 13	L 13

Order no.	26 - 5113	26 - 5213	26 - 5313	26 - 5413	26 - 5513
-----------	-----------	-----------	-----------	-----------	-----------

# Guided surgery instruments

## DRILLS

### Xive Twist Drill<sup>®</sup> GS



Scale 1:1

Ø	□ D 2.0 GS	■ D 3.0 GS	■ D 3.4 GS	■ D 3.8 GS	■ D 4.5 GS
Length	L 15	L 15	L 15	L 15	L 15

Order no.	26 - 5115	26 - 5215	26 - 5315	26 - 5415	26 - 5515
-----------	-----------	-----------	-----------	-----------	-----------

### Xive Twist Drill crestal GS

- For crestal implant site preparation according to the bone quality once the planned implant diameter has been reached
- The Twist Drill crestal always has to be used

### Xive Twist Drill GS crestal<sup>®</sup>



Scale 1:1

Ø	■ D 3.0 GS	■ D 3.4 GS	■ D 3.8 GS	■ D 4.5 GS
---	------------	------------	------------	------------

Order no.	26 - 5020	26 - 5030	26 - 5040	26 - 5050
-----------	-----------	-----------	-----------	-----------

### Xive Tap GS

- For pre-tapping of the implant threads in cortical bone (D I)

### Xive Tap<sup>®</sup> GS



Scale 1:1

Ø	■ D 3.0 GS	■ D 3.4 GS	■ D 3.8 GS	■ D 4.5 GS
---	------------	------------	------------	------------

Order no.	26 - 5022	26 - 5032	26 - 5042	26 - 5052
-----------	-----------	-----------	-----------	-----------



# Surgical instruments

## Guided surgery instruments

### XiVE® SLEEVES

#### Xive Narrow Sleeve for Twist Drill® GS Set



Scale 1:1

∅     D 2.0 - D 3.8

Order no.	26 - 5605
-----------	-----------

#### Sleeves for Twist Drills

- For safe guidance of the drills in the surgical template (sleeve-on-drill system)

#### INSTRUMENTS

No instruments are required for mounting the Xive sleeves to the drills and implant drivers.

#### Xive Narrow sleeve for twist Drill® GS



Scale 1:1

∅  D 2.0  D 3.0  D 3.4  D 3.8

Order no.	26 - 5105	26 - 5205	26 - 5305	26 - 5405
-----------	-----------	-----------	-----------	-----------

#### Xive Wide Sleeve for Twist Drill® GS Set



Scale 1:1

∅      D 2.0 - D 4.5

Order no.	26 - 5603
-----------	-----------

#### Xive Wide Sleeve for Twist Drill® GS



Scale 1:1

∅  D 2.0  D 3.0  D 3.4  D 3.8  D 4.5

Order no.	26 - 5103	26 - 5203	26 - 5303	26 - 5403	26 - 5503
-----------	-----------	-----------	-----------	-----------	-----------

# Guided surgery instruments

## IMPLANT DRIVERS

### Xive Implant Driver GS

- Available in two lengths as well as narrow and wide diameters for screwing in Xive S implants D 3.0 – D 4.5 via the TempBase
- Sleeves can be ordered separately as spare parts

Please see page 83/84 for more instruments for the insertion and restoration of Xive implants

### Xive Implant Driver<sup>®</sup> GS for TempBase

Scale 1:1



short, narrow

short, wide

long, narrow

long, wide

Order no.	26 - 5700	26 - 5701	26 - 5702	26 - 5703
-----------	-----------	-----------	-----------	-----------

### Xive Wide Sleeve for Implant Driver<sup>®</sup> GS

Scale 1:1



### Xive Narrow Sleeve for Implant Driver<sup>®</sup> GS



Order no.	26 - 5704	26 - 5705
-----------	-----------	-----------

# Guided surgery instruments

## STABILIZATION ABUTMENTS

### Xive Stabilization abutment GS for TempBase

- For securing the drill guide against lateral movement and twisting when preparing several implant sites.

### Xive Stabilization Abutment<sup>®</sup> GS for TempBase

Scale 1:1



narrow

wide

Order no.	26 - 5850	26 - 5852
-----------	-----------	-----------

### Xive Positioning Aid GS

- Every pack contains 3 x Positioning Aids GS. The components are color-coded for clear differentiation, corresponding with the diameter of the implant analogs or the implants.
- For insertion in ND (narrow) template sleeves – color: silver
- For insertion in WD (wide) template sleeves – color: blue

### Xive Positioning Aid GS

Scale 1:1



∅ ■ narrow for implant analog D 3.0 ■ narrow for implant analog D 3.4 ■ narrow for implant analog D 3.8 ■ wide for implant analog D 4.5

Order no.	26 - 5821	26 - 5831	26 - 5841	26 - 5851
-----------	-----------	-----------	-----------	-----------

# Surgical instruments

## Surgical unit

### Implant 900 Set



### Implant 900 Set

- Set includes:
- Control unit
  - Motor (1.8 m cable with 5 clips)
  - Foot control
  - Contra-angle WI-75 E/KM
  - Irrigation set, disposable (3 pcs.)
  - Accessories

Reduced scale

Implant 900 Set SI-923  
230V

Implant 900 Set SI-915  
120V

Order no.	26264	26265
-----------	-------	-------

### Contra-angles

WI-75 E/KM

WS-75

WS-75 L G



Reduced scale

20:1

20:1

20:1

Order no.	26273	26268	26269
-----------	-------	-------	-------

### Contra-angles

- Suitable for drills with internal and external irrigation
- WS-75 L G provides LED light from an in-built generator (LED > 300 rpm)

### Contra-angles and handpieces

- Can be dismantled, except WI-75 E/KM
- Also compatible with previous motors for Frios Unit S/i and Implant Unit SI
- Can be sterilized

### Handpieces

S-11 Straight

S-9 Angled



Reduced scale

1:1

1:1

Order no.	26270	26271
-----------	-------	-------

### Handpieces

- Mainly intended for general oral surgery procedures

# Surgical unit

## ACCESSORIES

### Accessories

- Motor - 1.8 m cable with 5 clips
- Foot Control - 2.8 m cable
- Motor and Foot Control are not compatible with previous Frios Unit S/i or Implant Unit SI

### Motor EM-19



Reduced scale

Suitable for Implant 900

Order no.	26266
-----------	-------

### Foot Control S-N2, with cord



Suitable for Implant 900

Order no.	26267
-----------	-------

### Frios Unit S/i Surgical Motor (cable length 1.8 m)

Suitable for Frios Unit S/i

Order no.	90 - 6620
-----------	-----------

### Frios Unit S/i Foot Control

Suitable for Frios Unit S/i

Order no.	90 - 6630
-----------	-----------

### Internal Irrigation Tube, long (for Drill Extension)

Suitable for all Contra-angles used for Frios/Astra/Implant 900

Order no.	90 - 5043
-----------	-----------

### Irrigation tubing and cover

- Complete irrigation set for Implant 900, Frios Unit S/i & S and Implant Unit SI (with 1.8 m motor cable); single-use, sterile
- Irrigation tubing extension, connected with Luer Lock; single-use, sterile
- Cover sleeve 240x7 cm, with latex-free elastic bands, for motor and cable; single-use, sterile

### Irrigation Set (10 pcs.)



Reduced scale

Order no.	24785
-----------	-------

### Tubing Extension with Luer (10 pcs.)



Order no.	24786
-----------	-------

### Tubing Cover Sleeve (10 pcs.)



Order no.	24787
-----------	-------

### Suction Tube

- Ø 5.5 mm/8 mm, 2.0 m, QTY 1 Single-use, sterile
- Ø 5.5 mm/8 mm, 3.5 m, QTY 1 Single-use, sterile
- Ø 5.5 mm/8 mm, 2.0 m, QTY 1 With double bent suction tip Single-use, sterile

### Suction Tube

Medena  
2.0 m



Reduced scale

Order no.	68108
-----------	-------

Medena  
3.5 m

Order no.	68130
-----------	-------

Medena 2.0 m with  
double bent suction tip



Order no.	68118
-----------	-------

# Prosthetic instruments

## Prosthetic instrument sets

### Friident Prosthetic Set Mini



Reduced scale

### Xive Prosthetic Tray



### Friident Prosthetic Set Mini

The Prosthetic Set Mini includes all instruments required for the prosthetic delivery of implant restorations (without MP).

### Xive Basic Set Prosthetics

The set includes all instruments required for impression making and prosthetics. The instruments are supplied in the Xive Prosthetic Tray.

Order no.	46 - 7000	26 - 8020
-----------	-----------	-----------

### Friident Prosthetic Set Mini (empty)

### Friident Prosthetic Tray (empty)

Order no.	46 - 7001	26 - 8025
-----------	-----------	-----------

Contents Prosthetic Tray:	Prosthetic Set Mini	Prosthetic Tray
Ratchet	■	■
Handpiece Hex Driver 0.9 mm / short		■
Handpiece Hex Driver 0.9mm / long		■
Handpiece Hex Driver 1.22 mm / short		■
Handpiece Hex Driver 1.22 mm / long		■
Handle for Handpiece Hex Driver		■
Ratchet Hex Driver 0.9mm / short	■	■
Ratchet Hex Driver 0.9mm / long		■
Ratchet Hex Driver 1.22mm / short	■	■
Ratchet Hex Driver 1.22mm / long		■
Seating Instrument for Attachement Insert and MP Insert		■
Handpiece Seating Instrument for MP Insert		■
Ratchet Seating Instrument or MP Insert Screw		■
Select Try-in Abutment straight D 3.0 / A 0		■
Select Try-in Abutment straight D 3.4 / A 0		■
Select Try-in Abutment straight D 3.8 / A 0		■
Select Try-in Abutment straight D 4.5 / A 0		■
Select Try-in Abutment straight D 5.5 / A 0		■
Select Try-in Abutment angled D 3.0 / A 15		■
Select Try-in Abutment angled D 3.4 / A 15		■
Select Try-in Abutment angled D 3.8 / A 15		■

# Prosthetic instruments

## Single instruments

### Friident Ratchet<sup>6</sup> without inserts

Reduced scale



Order no.

45 - 5709

### Friident Ratchet Hex Driver<sup>6</sup> with torque limit

Scale 1:1



Width 0.9 mm  
14 Ncm / short



Width 0.9 mm  
14 Ncm / long



Width 1.22 mm  
24 Ncm / short



Width 1.22 mm  
24 Ncm / long

Order no.

45 - 5732

45 - 5733

45 - 5734

45 - 5736

### Friident Ratchet Slot Screwdriver<sup>6</sup> with torque limit

Scale 1:1



Blade width 2.0 mm  
14 Ncm / short



Blade width 2.0 mm  
14 Ncm / long

Order no.

45 - 5714

45 - 5722

# Single instruments

## Friident Handpiece Hex Driver<sup>6</sup>


Scale 1:1



	Width 0.9 mm short	Width 0.9 mm long	Width 1.22 mm short	Width 1.22 mm long
Order no.	46 - 5710	46 - 5720	46 - 5711	46 - 5721

## Friident Handpiece Slot Screwdriver<sup>6</sup>

Scale 1:1



	Blade width 2.0 mm short	Blade width 2.0 mm long
Order no.	46 - 5712	46 - 5722

This handle fits all contra-angle handpiece drivers.

The 0.9 mm Friident Hex Driver without torque limit is recommended for regions with limited access.

## Friident Handle for Handpiece Hex Driver<sup>6</sup>

Reduced scale



	Width 0.9 mm
Order no.	46 - 5750

## Friident Hex Driver<sup>6</sup> without torque limit

Width 0.9 mm



Order no.	45 - 5650
-----------	-----------

## Friident Mounting Device for Hex Driver

Reduced scale



Order no.	45 - 5618
-----------	-----------



# Prosthetical instruments

## Friident CeraBase Diamond Drill

Reduced scale



Medium



Fine

Order no.

45 - 5753

45 - 5755

## Friident Seating Instrument<sup>2</sup> for Transfer Coping

Reduced scale



45 - 5605

## Friident Seating Instrument<sup>2</sup> for Attachment Insert and MP Insert



45 - 5617

## Friident Ratchet Seating Instrument<sup>6</sup> for MP Insert Screw with torque limit

Scale 1:1



46 - 5610

## Friident Handpiece Seating Instrument<sup>6</sup> for MP Insert Screw for contra-angle handpiece



46 - 5615

## Friident Activator<sup>6</sup> for Ball and Socket Attachment

Reduced scale



45 - 5621

## Friident Deactivator<sup>6</sup> for Ball and Socket Attachment



45 - 5622

# Single instruments

**Locator Core Tool<sup>49</sup> 3-piece**  
With Locator Abutment Holder Sleeve

Reduced scale



Order no.	45 - 3340
-----------	-----------

**Friident Locator**  
Insert for Prosthetic Ratchet<sup>6</sup>

Reduced scale



Order no.	45 - 3344
-----------	-----------

**Locator**  
Angle Measurement  
Guide<sup>51</sup>



Order no.	45 - 3345
-----------	-----------

**Friident**  
Bar Clip Activator<sup>6</sup>



Order no.	45 - 5623
-----------	-----------

**Friident Finisher<sup>6/10</sup>**  
for Horizontal Screw Set

Reduced scale




Order no.	45 - 5702
-----------	-----------

**Friident Finisher<sup>6/10</sup>**  
for Abutment Seat for  
Screw-retained  
Suprastructures



Ø ■ ■ ■ D 3.4 - D 4.5

Order no.	45 - 5705
-----------	-----------



■ D 5.5

Order no.	45 - 5707
-----------	-----------

**Friident Finisher<sup>6/10</sup>**  
for Screw Head  
Seat for  
Screw-retained  
Suprastructures



Order no.	45 - 5700
-----------	-----------

## Demo models

**Friadent Acrylic Model Maxilla  
without prosthetics**  
(Ankylos, Xive, Frialit)

Reduced scale



**Friadent Acrylic Model Maxilla  
with prosthetics**  
(Ankylos, Xive, Frialit)



Order no.

45 - 9981

45 - 9982

**Xive Acrylic Model Mandible  
without prosthetics**  
(bar construction)

Reduced scale



**Xive Acrylic Model Mandible  
with prosthetics**  
(bar construction)



Order no.

45 - 9985

45 - 9986

**Xive Large Scale Model Set 5:1**




Reduced scale

Order no.

26 - 9110

# Patient information material

**Implants for life brochure**



Order no.	32670674
-----------	----------

**Implants for life flyer**



Order no.	32670683
-----------	----------

**Patient card**



Order no.	32670687
-----------	----------

**Single tooth replacement Quick guide**



Order no.	32670684
-----------	----------

**Several teeth replacement Quick guide**



Order no.	32670685
-----------	----------

**All teeth replacement Quick guide**



Order no.	32670686
-----------	----------

**Patient video**



Order no.	32671435
-----------	----------

# Service materials

## Materials

### Metals

Type	Index	Composition
Titanium	1	Ti grade 1
Titanium	2	Ti grade 2
Titanium	3	Ti grade 4
Titanium	4	Ti6AL4V-ELI
Aluminium	5	AlMg <sub>3</sub>
Stainless steel	6	Surgical Steel
Stainless steel	49	316L SS SS/303 SE
Stainless steel	51	316L SS
Brass	7	CuZn
Cast-to alloy*	8	Au: 60%, Pt: 19%, Pd: 20%, Ir: 1%
Gold alloy**	9	Au:68,6%, Pt:2,4%, Pd:4%, Ag:11,8%, Cu:10,6%, Ir:0,1%, Zn:2,5%
Hard metal	10	K 40
Polyethylene/Aluminium	42	LDPE/6061 T6 Al
Polyamide/Polyethylene/Titanium/Silicone	43	Nylon/LDPE/Ti6Al4V/Silicone Rubber
Polyamide/Polyethylene/Stainless steel/Silicone	44	Nylon/LDPE/303 SE SS/Silicone Rubber
Aluminium	45	6061 T6 Aluminium

\* TEC  $11.9 \times 10^{-6} \text{ K}^{-1}$ , pre-heating temperature  $< 850^\circ\text{C}$ , cast temperature  $< 1450^\circ\text{C}$ ; \*\* melting interval from  $880 - 940^\circ\text{C}$

### Plastics

Type	Index	Composition
Polyoxymethylene (POM)	20	
Polymethylmethacrylate (PMMA)	21	
Polystyrene	22	
Polytetrafluorethylene	23	
Polyetheretherketone (PEEK)	24	
Polyetherimide	25	
Silicone	47	
Polycarbonate	27	
Polypropylene	28	
Polyamide	41	Zytel 101I Nylon
Polyethylene/Aluminium	42	LDPE/6061 T6 Al
Polyamide/Polyethylene/Titanium/Silicone	43	Nylon/LDPE/Ti6Al4V/Silicone Rubber
Polyamide/Polyethylene/Stainless steel/Silicone	44	Nylon/LDPE/303 SE SS/Silicone Rubber
Polyethylene	46	LDPE
Polyoxymethylene	48	MS-002, DELRIN, 1/4"
Polysulfone	50	MS-013-1 POLYSULFONE (3/8")

### Ceramics

Type	Index	Composition
Aluminium oxide	30	Al <sub>2</sub> O <sub>3</sub>
Hydroxyapatite	31	Ca <sub>5</sub> (PO <sub>4</sub> ) <sub>3</sub> OH
Zirconium dioxide	32	ZrO <sub>2</sub>

# Index

Order No.	Article	Page	Order No.	Article	Page
24785	Irrigation Set (10 pcs.)	88	25 - 4106	Xive TG Lab Set Soldering Analog Bar D 3.4 - D 4.5	58
24786	Tubing Extension with Luer (10 pcs.)	88	25 - 4200	Xive TG Coping Screw	60
24787	Tubing Cover Sleeve (10 pcs.)	88	25 - 4240	Xive TG Gold Bar Coping D 3.4 - D 4.5	60
26264	Implant 900 Set SI-923, 230V	87	25 - 4241	Xive TG Titanium Bar Coping D 3.4 - D 4.5	60
26265	Implant 900 Set SI-915, 120V	87	25 - 4242	Xive TG Castable Bar Coping D 3.4 - D 4.5	60
26266	Motor EM-19	88	25 - 4245	Xive TG Castable Waxing Sleeve D 3.4 - D 4.5	59
26267	Foot Control S-N2, with cord	88	25 - 4246	Xive TG Cast-to Waxing Sleeve D 3.4 - D 4.5	59
26268	Contra-angle WS-75	87	25 - 4300	Xive TG Abutment Screw D 3.4 - D 4.5	59
26269	Contra-angle WS-75 L G	87	25 - 4401	Xive TG Attachment D 3.4 - D 4.5	61
26270	Handpiece S-11 Straight	87	25 - 4406	Xive TG Attachment Patrix	61
26271	Handpiece S-9 Angled	87	25 - 4411	Xive TG Attachment Matrix	61
26273	Contra-angle WI-75 E/KM	87	25 - 4500	Xive TG Abutment straight / A 0 D 3.4 - D 4.5	59
68108	Suction Tube, Medena 2.0 m	88	25 - 4510	Xive TG Abutment angled / A 15 D 3.4 - D 4.5	59
68118	Suction Tube, Medena 3.5 m	88	25 - 4520	Xive TG AuroBase D 3.4 - D 4.5	59
68130	Suction Tube, Medena 2.0 m with double bent suction tip	88	25 - 5206	Xive Radiographic Template Xive TG (transgingival)	63
25 - 1400	Xive TG Implant Cover Screw	20	25 - 6010	Xive TG Implant Driver for Xive TG Implants D 3.4 - D 4.5	79
25 - 1600	Xive TG Transfer Impression Coping D 3.4 - D 4.5	58	26 - 1015	Xive Single-patient Drill D 2.0 / L 8 - L 15	72
25 - 1605	Xive TG Transfer Impression Coping (short) D 3.4 - D 4.5	58	26 - 1025	Xive Single-patient Drill D 3.0 / L 8 - L 15	72
25 - 1701	Xive TG PickUp Guide Pin D 3.4 - D 4.5	58	26 - 1035	Xive Single-patient Drill D 3.4 / L 8 - L 15	72
25 - 1805	Xive TG PickUp Impression Coping D 3.4 - D 4.5 with PickUp Guide Pin	58	26 - 1045	Xive Single-patient Drill D 3.8 / L 8 - L 15	72
25 - 2431	Xive TG plus Implant D 3.4 / L 9.5	20	26 - 1055	Xive Single-patient Drill D 4.5 / L 8 - L 15	72
25 - 2432	Xive TG plus Implant D 3.4 / L 11	20	26 - 1065	Xive Single-patient Drill D 5.5 / L 8 - L 15	72
25 - 2433	Xive TG plus Implant D 3.4 / L 13	20	26 - 1122	Xive Tap D 3.0	74
25 - 2435	Xive TG plus Implant D 3.4 / L 15	20	26 - 1129	Xive Trephine Drill D 3.0 / L 8 - L 18	78
25 - 2440	Xive TG plus Implant D 3.8 / L 8	20	26 - 1132	Xive Tap D 3.4	74
25 - 2441	Xive TG plus Implant D 3.8 / L 9.5	20	26 - 1139	Xive Trephine Drill D 3.4 / L 8 - L 18	78
25 - 2442	Xive TG plus Implant D 3.8 / L 11	20	26 - 1142	Xive Tap D 3.8	74
25 - 2443	Xive TG plus Implant D 3.8 / L 13	20	26 - 1149	Xive Trephine Drill D 3.8 / L 8 - L 18	78
25 - 2445	Xive TG plus Implant D 3.8 / L 15	20	26 - 1152	Xive Tap D 4.5	74
25 - 2450	Xive TG plus Implant D 4.5 / L 8	20	26 - 1159	Xive Trephine Drill D 4.5 / L 8 - L 18	78
25 - 2451	Xive TG plus Implant D 4.5 / L 9.5	20	26 - 1162	Xive Tap D 5.5	74
25 - 2452	Xive TG plus Implant D 4.5 / L 11	20	26 - 1169	Xive Trephine Drill D 5.5 / L 8 - L 18	78
25 - 2453	Xive TG plus Implant D 4.5 / L 13	20	26 - 1200	Xive Expert Security Kit / S+L	75
25 - 2455	Xive TG plus Implant D 4.5 / L 15	20	26 - 1205	Xive Standard Security Kit / S	75
25 - 4010	Xive TG Implant-Soldering Analog D 3.4 - D 4.5	58	26 - 1210	Xive Depth Stop S (short) D 2.0 - D 3.0 / L 8	75
25 - 4105	Xive TG Lab Set Soldering Analog Bridge D 3.4 - D 4.5	58			

# Product index

Order No.	Article	Page
26 - 1211	Xive Depth Stop S (short) D 2.0 - D 3.0 / L 9.5	75
26 - 1212	Xive Depth Stop S (short) D 2.0 - D 3.0 / L 11	75
26 - 1213	Xive Depth Stop S (short) D 2.0 - D 3.0 / L 13	75
26 - 1215	Xive Depth Stop S (short) D 2.0 - D 3.0 / L 15	75
26 - 1230	Xive Depth Stop S (short) D 3.4 - D 3.8 / L 8	75
26 - 1231	Xive Depth Stop S (short) D 3.4 - D 3.8 / L 9.5	75
26 - 1232	Xive Depth Stop S (short) D 3.4 - D 3.8 / L 11	75
26 - 1233	Xive Depth Stop S (short) D 3.4 - D 3.8 / L 13	75
26 - 1235	Xive Depth Stop S (short) D 3.4 - D 3.8 / L 15	75
26 - 1250	Xive Depth Stop S (short) D 4.5 - D 5.5 / L 8	75
26 - 1251	Xive Depth Stop S (short) D 4.5 - D 5.5 / L 9.5	75
26 - 1252	Xive Depth Stop S (short) D 4.5 - D 5.5 / L 11	75
26 - 1253	Xive Depth Stop S (short) D 4.5 - D 5.5 / L 13	75
26 - 1255	Xive Depth Stop S (short) D 4.5 - D 5.5 / L 15	75
26 - 1310	Xive Depth Stop L (long) D 2.0 - D 3.0 / L 8	76
26 - 1311	Xive Depth Stop L (long) D 2.0 - D 3.0 / L 9.5	76
26 - 1312	Xive Depth Stop L (long) D 2.0 - D 3.0 / L 11	76
26 - 1313	Xive Depth Stop L (long) D 2.0 - D 3.0 / L 13	76
26 - 1315	Xive Depth Stop L (long) D 2.0 - D 3.0 / L 15	76
26 - 1318	Xive Depth Stop L (long) D 2.0 - D 3.0 / L 18	76
26 - 1330	Xive Depth Stop L (long) D 3.4 - D 3.8 / L 8	76
26 - 1331	Xive Depth Stop L (long) D 3.4 - D 3.8 / L 9.5	76
26 - 1332	Xive Depth Stop L (long) D 3.4 - D 3.8 / L 11	76
26 - 1333	Xive Depth Stop L (long) D 3.4 - D 3.8 / L 13	76
26 - 1335	Xive Depth Stop L (long) D 3.4 - D 3.8 / L 15	76
26 - 1338	Xive Depth Stop L (long) D 3.4 - D 3.8 / L 18	76
26 - 1350	Xive Depth Stop L (long) D 4.5 - D 5.5 / L 8	76
26 - 1351	Xive Depth Stop L (long) D 4.5 - D 5.5 / L 9.5	76
26 - 1352	Xive Depth Stop L (long) D 4.5 - D 5.5 / L 11	76
26 - 1353	Xive Depth Stop L (long) D 4.5 - D 5.5 / L 13	76
26 - 1355	Xive Depth Stop L (long) D 4.5 - D 5.5 / L 15	76
26 - 1358	Xive Depth Stop L (long) D 4.5 - D 5.5 / L 18	76
26 - 1390	Xive Security Kit Tray (empty)	76
26 - 1510	Xive Depth Gauge D 2.0	63
26 - 1520	Xive Select Try-in Implant D 3.0	63
26 - 1530	Xive Select Try-in Implant D 3.4	63
26 - 1540	Xive Select Try-in Implant D 3.8	63
26 - 1550	Xive Select Try-in Implant D 4.5	63
26 - 1560	Xive Select Try-in Implant D 5.5	63

Order No.	Article	Page
26 - 1600	Xive Instrument-Set BoneCondenser straight and angled	77
26 - 1603	Xive Instrument-Set BoneCondenser straight	77
26 - 1606	Xive Instrument-Set BoneCondenser angled	77
26 - 1610	Xive BoneCondenser, straight D 2.0	77
26 - 1615	Xive BoneCondenser, angled D 2.0	77
26 - 1620	Xive BoneCondenser, straight D 3.0	77
26 - 1625	Xive BoneCondenser, angled D 3.0	77
26 - 1630	Xive BoneCondenser, straight D 3.4	77
26 - 1635	Xive BoneCondenser, angled D 3.4	77
26 - 1640	Xive BoneCondenser, straight D 3.8	77
26 - 1645	Xive BoneCondenser, angled D 3.8	77
26 - 1650	Xive BoneCondenser, straight D 4.5	77
26 - 1655	Xive BoneCondenser, angled D 4.5	77
26 - 1660	Xive BoneCondenser, straight D 5.5	77
26 - 1665	Xive BoneCondenser, angled D 5.5	77
26 - 1710	Xive Round Drill	73
26 - 1715	Xive Twist Drill S (short) D 2.0 / L 8 - 15	73
26 - 1718	Xive Twist Drill L (long) D 2.0 / L 8 - 18	73
26 - 1720	Xive Twist Drill crestal D 3.0	74
26 - 1725	Xive Twist Drill S (short) D 3.0 / L 8 - 15	73
26 - 1728	Xive Twist Drill L (long) D 3.0 / L 8 - 18	73
26 - 1730	Xive Twist Drill crestal D 3.4	74
26 - 1735	Xive Twist Drill S (short) D 3.4 / L 8 - 15	73
26 - 1738	Xive Twist Drill L (long) D 3.4 / L 8 - 18	73
26 - 1740	Xive Twist Drill crestal D 3.8	74
26 - 1745	Xive Twist Drill S (short) D 3.8 / L 8 - 15	73
26 - 1748	Xive Twist Drill L (long) D 3.8 / L 8 - 18	73
26 - 1750	Xive Twist Drill crestal D 4.5	74
26 - 1755	Xive Twist Drill S (short) D 4.5 / L 8 - 15	73
26 - 1758	Xive Twist Drill L (long) D 4.5 / L 8 - 18	73
26 - 1760	Xive Twist Drill crestal D 5.5	74
26 - 1765	Xive Twist Drill S (short) D 5.5 / L 8 - 15	73
26 - 1768	Xive Twist Drill L (long) D 5.5 / L 8 - 18	73
26 - 1822	Xive Gingiva Former PS slim D 3.8 / GH 2 / C	23
26 - 1823	Xive Gingiva Former PS slim D 3.8 / GH 3 / C	23
26 - 1825	Xive Gingiva Former PS slim D 3.8 / GH 5 / C	23

Order No.	Article	Page
26 - 1832	Xive Gingiva Former slim D 3.4 / GH 2 / C	23
26 - 1833	Xive Gingiva Former slim D 3.4 / GH 3 / C	23
26 - 1835	Xive Gingiva Former slim D 3.4 / GH 5 / C	23
26 - 1842	Xive Gingiva Former slim D 3.8 / GH 2 / C	23
26 - 1843	Xive Gingiva Former slim D 3.8 / GH 3 / C	23
26 - 1845	Xive Gingiva Former slim D 3.8 / GH 5 / C	23
26 - 1852	Xive Gingiva Former slim D 4.5 / GH 2 / C	23
26 - 1853	Xive Gingiva Former slim D 4.5 / GH 3 / C	23
26 - 1855	Xive Gingiva Former slim D 4.5 / GH 5 / C	23
26 - 1921	Xive Gingiva Former D 3.0 / GH 1 / C	22
26 - 1922	Xive Gingiva Former D 3.0 / GH 2 / C	22
26 - 1923	Xive Gingiva Former D 3.0 / GH 3 / C	22
26 - 1925	Xive Gingiva Former D 3.0 / GH 5 / C	22
26 - 1931	Xive Gingiva Former D 3.4 / GH 1 / C	22
26 - 1932	Xive Gingiva Former D 3.4 / GH 2 / C	22
26 - 1933	Xive Gingiva Former D 3.4 / GH 3 / C	22
26 - 1935	Xive Gingiva Former D 3.4 / GH 5 / C	22
26 - 1941	Xive Gingiva Former D 3.8 / GH 1 / C	22
26 - 1942	Xive Gingiva Former D 3.8 / GH 2 / C	22
26 - 1943	Xive Gingiva Former D 3.8 / GH 3 / C	22
26 - 1945	Xive Gingiva Former D 3.8 / GH 5 / C	22
26 - 1951	Xive Gingiva Former D 4.5 / GH 1 / C	22
26 - 1952	Xive Gingiva Former D 4.5 / GH 2 / C	22
26 - 1953	Xive Gingiva Former D 4.5 / GH 3 / C	22
26 - 1955	Xive Gingiva Former D 4.5 / GH 5 / C	22
26 - 1961	Xive Gingiva Former D 5.5 / GH 1 / C	22
26 - 1962	Xive Gingiva Former D 5.5 / GH 2 / C	22
26 - 1963	Xive Gingiva Former D 5.5 / GH 3 / C	22
26 - 1965	Xive Gingiva Former D 5.5 / GH 5 / C	22
26 - 2023	Xive Transfer Coping D 3.0 / short / C	27
26 - 2025	Xive Transfer Coping D 3.0 / long / C	27
26 - 2033	Xive Transfer Coping D 3.4 / short / C	27
26 - 2035	Xive Transfer Coping D 3.4 / long / C	27
26 - 2043	Xive Transfer Coping D 3.8 / short / C	27
26 - 2045	Xive Transfer Coping D 3.8 / long / C	27
26 - 2053	Xive Transfer Coping D 4.5 / short / C	27
26 - 2055	Xive Transfer Coping D 4.5 / long / C	27
26 - 2063	Xive Transfer Coping D 5.5 / short / C	27
26 - 2065	Xive Transfer Coping D 5.5 / long / C	27
26 - 2070	Xive TransferCap D 3.0 / C (3 pieces)	28

Order No.	Article	Page
26 - 2071	Xive TransferCap D 3.4 / C (3 pieces)	28
26 - 2072	Xive TransferCap D 3.8 / C (3 pieces)	28
26 - 2073	Xive TransferCap D 4.5 / C (3 pieces)	28
26 - 2074	Xive TransferCap D 5.5 / C (3 pieces)	28
26 - 2123	Xive Transfer Coping PickUp D 3.0 / short / C	26
26 - 2125	Xive Transfer Coping PickUp D 3.0 / long / C	26
26 - 2133	Xive Transfer Coping PickUp D 3.4 / short / C	26
26 - 2135	Xive Transfer Coping PickUp D 3.4 / long / C	26
26 - 2143	Xive Transfer Coping PickUp D 3.8 / short / C	26
26 - 2145	Xive Transfer Coping PickUp D 3.8 / long / C	26
26 - 2153	Xive Transfer Coping PickUp D 4.5 / short / C	26
26 - 2155	Xive Transfer Coping PickUp D 4.5 / long / C	26
26 - 2163	Xive Transfer Coping PickUp D 5.5 / short / C	26
26 - 2165	Xive Transfer Coping PickUp D 5.5 / long / C	26
26 - 2231	Xive Gingiva Former PS D 3.8 / GH 1 / C	23
26 - 2232	Xive Gingiva Former PS D 3.8 / GH 2 / C	23
26 - 2233	Xive Gingiva Former PS D 3.8 / GH 3 / C	23
26 - 2235	Xive Gingiva Former PS D 3.8 / GH 5 / C	23
26 - 2333	Xive Transfer Coping PS D 3.8 / short / C	29
26 - 2335	Xive Transfer Coping PS D 3.8 / long / C	29
26 - 2343	Xive Transfer Coping PickUp PS D 3.8 / short / C	29
26 - 2345	Xive Transfer Coping PickUp PS D 3.8 / long / C	29
26 - 2412	Xive S plus Implant D 3.0 / L 11	19
26 - 2413	Xive S plus Implant D 3.0 / L 13	19
26 - 2415	Xive S plus Implant D 3.0 / L 15	19
26 - 2431	Xive S plus Implant D 3.4 / L 9.5	19
26 - 2432	Xive S plus Implant D 3.4 / L 11	19
26 - 2433	Xive S plus Implant D 3.4 / L 13	19
26 - 2435	Xive S plus Implant D 3.4 / L 15	19
26 - 2438	Xive S plus Implant D 3.4 / L 18	19
26 - 2440	Xive S plus Implant D 3.8 / L 8	19



# Product index

Order No.	Article	Page
26 - 2441	Xive S plus Implant D 3.8 / L 9.5	19
26 - 2442	Xive S plus Implant D 3.8 / L 11	19
26 - 2443	Xive S plus Implant D 3.8 / L 13	19
26 - 2445	Xive S plus Implant D 3.8 / L 15	19
26 - 2448	Xive S plus Implant D 3.8 / L 18	19
26 - 2450	Xive S plus Implant D 4.5 / L 8	19
26 - 2451	Xive S plus Implant D 4.5 / L 9.5	19
26 - 2452	Xive S plus Implant D 4.5 / L 11	19
26 - 2453	Xive S plus Implant D 4.5 / L 13	19
26 - 2455	Xive S plus Implant D 4.5 / L 15	19
26 - 2458	Xive S plus Implant D 4.5 / L 18	19
26 - 2460	Xive S plus Implant D 5.5 / L 8	19
26 - 2461	Xive S plus Implant D 5.5 / L 9.5	19
26 - 2462	Xive S plus Implant D 5.5 / L 11	19
26 - 2463	Xive S plus Implant D 5.5 / L 13	19
26 - 2465	Xive S plus Implant D 5.5 / L 15	19
26 - 3301	Xive Locator Abutment D 3.4 / GH 1	52
26 - 3302	Xive Locator Abutment D 3.4 / GH 2	52
26 - 3303	Xive Locator Abutment D 3.4 / GH 3	52
26 - 3304	Xive Locator Abutment D 3.4 / GH 4	52
26 - 3305	Xive Locator Abutment D 3.4 / GH 5	52
26 - 3311	Xive Locator Abutment D 3.8 / GH 1	52
26 - 3312	Xive Locator Abutment D 3.8 / GH 2	52
26 - 3313	Xive Locator Abutment D 3.8 / GH 3	52
26 - 3314	Xive Locator Abutment D 3.8 / GH 4	52
26 - 3315	Xive Locator Abutment D 3.8 / GH 5	52
26 - 3321	Xive Locator Abutment D 4.5 / GH 1	52
26 - 3322	Xive Locator Abutment D 4.5 / GH 2	52
26 - 3323	Xive Locator Abutment D 4.5 / GH 3	52
26 - 3324	Xive Locator Abutment D 4.5 / GH 4	52
26 - 3325	Xive Locator Abutment D 4.5 / GH 5	52
26 - 3331	Xive Locator Abutment D 5.5 / GH 1.3	52
26 - 3332	Xive Locator Abutment D 5.5 / GH 2	52
26 - 3333	Xive Locator Abutment D 5.5 / GH 3	52
26 - 3334	Xive Locator Abutment D 5.5 / GH 4	52
26 - 3335	Xive Locator Abutment D 5.5 / GH 5	52
26 - 4001	Conometric Abutment Ø 3.4/1.0/0°/Ø4.5/l	44
26 - 4002	Conometric Abutment Ø 3.4/2.0/0°/Ø4.5/l	44
26 - 4003	Conometric Abutment Ø 3.4/3.0/0°/Ø4.5/l	44

Order No.	Article	Page
26 - 4004	Conometric Abutment Ø 3.4/1.0/15°/Ø4.5/l	44
26 - 4005	Conometric Abutment Ø 3.4/2.0/15°/Ø4.5/l	44
26 - 4006	Conometric Abutment Ø 3.4/3.0/15°/Ø4.5/l	44
26 - 4101	Conometric Abutment Ø 3.8/1.0/0°/Ø4.5/l	44
26 - 4102	Conometric Abutment Ø 3.8/2.0/0°/Ø4.5/l	44
26 - 4103	Conometric Abutment Ø 3.8/3.0/0°/Ø4.5/l	44
26 - 4104	Conometric Abutment Ø 3.8/1.0/15°/Ø4.5/l	44
26 - 4105	Conometric Abutment Ø 3.8/2.0/15°/Ø4.5/l	44
26 - 4106	Conometric Abutment Ø 3.8/3.0/15°/Ø4.5/l	44
26 - 5000	Xive Surgical Kit GS (Guided Surgery)	64
26 - 5010	Xive Surgical Kit Tray GS (empty)	65
26 - 5020	Xive Twist Drill GS crestal D 3.0	84
26 - 5022	Xive Tap GS D 3.0	84
26 - 5030	Xive Twist Drill GS crestal D 3.4	84
26 - 5032	Xive Tap GS D 3.4	84
26 - 5040	Xive Twist Drill GS crestal D 3.8	84
26 - 5042	Xive Tap GS D 3.8	84
26 - 5050	Xive Twist Drill GS crestal D 4.5	84
26 - 5052	Xive Tap GS D 4.5	84
26 - 5103	Xive Wide Sleeve for Twist Drill GS D 2.0	85
26 - 5105	Xive Narrow sleeve for twist drill GS D 2.0	85
26 - 5108	Xive Twist Drill GS D 2.0 / L 8 GS	82
26 - 5111	Xive Twist Drill GS D 2.0 / L 11 GS	83
26 - 5113	Xive Twist Drill GS D 2.0 / L 13 GS	83
26 - 5115	Xive Twist Drill GS D 2.0 / L 15 GS	84
26 - 5195	Xive Twist Drill GS D 2.0 / L 9.5 GS	83
26 - 5201	Xive Rotary Tissue Punch GS D 3.0	82
26 - 5202	Xive Initial Drill GS D 3.0 GS	82
26 - 5203	Xive Wide Sleeve for Twist Drill GS D 3.0	85
26 - 5205	Xive Narrow sleeve for twist drill GS D 3.0	85
26 - 5208	Xive Twist Drill GS D 3.0 / L 8 GS	82
26 - 5211	Xive Twist Drill GS D 3.0 / L 11 GS	83
26 - 5213	Xive Twist Drill GS D 3.0 / L 13 GS	83
26 - 5215	Xive Twist Drill GS D 3.0 / L 15 GS	84

Order No.	Article	Page	Order No.	Article	Page
26 - 5295	Xive Twist Drill GS D 3.0 / L 9.5 GS	83	26 - 5821	Xive Positioning Aid GS narrow for implant analog D 3.0	86
26 - 5301	Xive Rotary Tissue Punch GS D 3.4	82	26 - 5831	Xive Positioning Aid GS narrow for implant analog D 3.4	86
26 - 5302	Xive Initial Drill GS D 3.4 GS	82	26 - 5841	Xive Positioning Aid GS narrow for implant analog D 3.8	86
26 - 5303	Xive Wide Sleeve for Twist Drill GS D 3.4	85	26 - 5850	Xive Stabilization Abutment GS for TempBase narrow	86
26 - 5305	Xive Narrow sleeve for twist drill GS D 3.4	85	26 - 5851	Xive Positioning Aid GS wide for implant analog D 4.5	86
26 - 5308	Xive Twist Drill GS D 3.4 / L 8 GS	82	26 - 5852	Xive Stabilization Abutment GS for TempBase wide	86
26 - 5311	Xive Twist Drill GS D 3.4 / L 11 GS	83	26 - 6000	Xive Surgical Kit D 3.0 - D 5.5 / S+L	64
26 - 5313	Xive Twist Drill GS D 3.4 / L 13 GS	83	26 - 6003	Xive Surgical Kit D 3.0 / S+L	64
26 - 5315	Xive Twist Drill GS D 3.4 / L 15 GS	84	26 - 6005	Xive Surgical Kit D 3.0 - D 3.8 / S	64
26 - 5395	Xive Twist Drill GS D 3.4 / L 9.5 GS	83	26 - 6030	Xive Implant Driver S (short) for Xive S implants D 3.0	79
26 - 5401	Xive Rotary Tissue Punch GS D 3.8	82	26 - 6035	Xive Implant Driver L (long) for Xive S Implants D 3.0	79
26 - 5402	Xive Initial Drill GS D 3.8 GS	82	26 - 6040	Xive Implant Driver S for Xive S implants D 3.4 and TempBase	79
26 - 5403	Xive Wide Sleeve for Twist Drill GS D 3.8	85	26 - 6045	Xive Implant Driver L (long) for Xive S Implants D 3.4 and TempBase	79
26 - 5405	Xive Narrow sleeve for twist drill GS D 3.8	85	26 - 6050	for Xive S implants D 3.8 - D 5.5	79
26 - 5408	Xive Twist Drill GS D 3.8 / L 8 GS	82	26 - 6055	Xive Implant Driver L (long) for Xive S Implants D 3.8 - D 5.5	79
26 - 5411	Xive Twist Drill GS D 3.8 / L 11 GS	83	26 - 6120	Xive Ratchet Insert for Instruments	80
26 - 5413	Xive Twist Drill GS D 3.8 / L 13 GS	83	26 - 6130	Xive Extension Instrument	80
26 - 5415	Xive Twist Drill GS D 3.8 / L 15 GS	84	26 - 6190	Xive Hex Driver 0.9 mm/S (short)	79
26 - 5495	Xive Twist Drill GS D 3.8 / L 9.5 GS	83	26 - 6195	Xive Hex Driver 0.9 mm/L (long)	79
26 - 5501	Xive Rotary Tissue Punch GS D 4.5	82	26 - 7010	Xive Surgical Kit Tray (empty)	65
26 - 5502	Xive Initial Drill GS D 4.5 GS	82	26 - 7025	Xive Drill Module D 3.0 (empty)	65
26 - 5503	Xive Wide Sleeve for Twist Drill GS D 4.5	85	26 - 7035	Xive Drill Module D 3.4 (empty)	65
26 - 5508	Xive Twist Drill GS D 4.5 / L 8 GS	82	26 - 7045	Xive Drill Module D 3.8 (empty)	65
26 - 5511	Xive Twist Drill GS D 4.5 / L 11 GS	83	26 - 7055	Xive Drill Module D 4.5 (empty)	65
26 - 5513	Xive Twist Drill GS D 4.5 / L 13 GS	83	26 - 7065	Xive Drill Module D 5.5 (empty)	65
26 - 5515	Xive Twist Drill GS D 4.5 / L 15 GS	84	26 - 7170	Xive Module Tray Insert	65
26 - 5595	Xive Twist Drill GS D 4.5 / L 9.5 GS	83	26 - 7200	Xive Tool Module (empty)	65
26 - 5603	Xive Wide Sleeve for Twist Drill GS Set D 2.0 - D 4.5	85	26 - 8020	Xive Basic Set Prosthetics	89
26 - 5605	Xive Narrow Sleeve for Twist Drill GS Set D 2.0 - D 3.8	85	26 - 8025	Xive Prosthetic Tray (empty)	89
26 - 5700	Xive Implant Driver GS for TempBase short, narrow	86	26 - 9020	Xive Radiographic Template Xive S (subgingival)	63
26 - 5701	Xive Implant Driver GS for TempBase short, wide	86	26 - 9110	Xive Large Scale Model Set 5:1	95
26 - 5702	Xive Implant Driver GS for TempBase long, narrow	86	27 - 9040	Xive TitaniumBase D 3.8	55
26 - 5703	Xive Implant Driver GS for TempBase long, wide	86			
26 - 5704	Xive Wide Sleeve for Implant Driver GS	86			
26 - 5705	Xive Narrow Sleeve for Implant Driver GS	86			

# Product index

Order No.	Article	Page
27 - 9050	Xive TitaniumBase D 4.5	55
27 - 9060	Xive TitaniumBase D 5.5	55
27 - 9140	Xive ScanBase D 3.8	55
27 - 9150	Xive ScanBase D 4.5	55
27 - 9160	Xive ScanBase D 5.5	55
3103 3637	Conometric Temporization Cap Insertion Tool, Ø4.5	45
3107 1003	Reusable Filter for Washtray Sterilization Container (2 pcs.)	68
3107 1004	Instrument Holder for ISO shank (5 pcs.)	68
3107 1006	Instrument Holder for Ratchet Insert (5 pcs.)	68
3107 2002	Conometric Impression Cap Ø 4.5/5.4, single tooth	45
3107 2020	Conometric Analog, Ø 4.5/0°	45
3107 2103	Conometric Healing Cap, Ø 4.5/6.0	45
3107 2114	Conometric Temporization Cap Ø 4.5/5.8, single tooth	45
3107 2123	Conometric Lab Cap, Ø 4.5, single tooth (indexed)	45
3107 2303	Conometric Final Cap TiN, Ø 4.5, single tooth	45
3107 2906	Conometric Fixation Tool, Tip Convex (5 pcs)	45
3107 2907	Conometric Fixation Tool, Tip U-shape (5 pcs)	45
3107 2908	Conometric Fixation Tool, Tip Concave (5 pcs)	45
3107 2911	Conometric Fixation Tool	45
3226 7800	Xive Washtray (Including metal tray and overlay)	68
3226 7801	Xive Washtray Overlay	68
3226 7802	Xive Washtray Sterilization Container (Including 2 reusable Filter for Washtray Sterilization Container)	68
45 - 1120	Friadent Implant Cover Screw D 3.0	18
45 - 1130	Friadent Implant Cover Screw D 3.4	18
45 - 1140	Friadent Implant Cover Screw D 3.8	18
45 - 1150	Friadent Implant Cover Screw D 4.5	18
45 - 1160	Friadent Implant Cover Screw D 5.5	18
45 - 1180	Xive Cover Screw PS D 3.8	18
45 - 2119	Friadent Select Try-in Abutment D 3.0 / A 0 (straight)	62
45 - 2120	Friadent Select Try-in Abutment D 3.4 / A 0 (straight)	62

Order No.	Article	Page
45 - 2121	Friadent Select Try-in Abutment D 3.8 / A 0 (straight)	62
45 - 2122	Friadent Select Try-in Abutment D 4.5 / A 0 (straight)	62
45 - 2123	Friadent Select Try-in Abutment D 5.5 / A 0 (straight)	62
45 - 2193	Friadent Select Try-in Abutment MultiPack D 3.4 / A 0 (straight, 3 pieces)	62
45 - 2194	Friadent Select Try-in Abutment MultiPack D 3.8 / A 0 (straight, 3 pieces)	62
45 - 2195	Friadent Select Try-in Abutment MultiPack D 4.5 / A 0 (straight, 3 pieces)	62
45 - 2196	Friadent Select Try-in Abutment MultiPack D 5.5 / A 0 (straight, 3 pieces)	62
45 - 2219	Friadent Select Try-in Abutment D 3.0 / A 15 (angled 15°)	62
45 - 2220	Friadent Select Try-in Abutment D 3.4 / A 15 (angled 15°)	62
45 - 2221	Friadent Select Try-in Abutment D 3.8 / A 15 (angled 15°)	62
45 - 2293	Friadent Select Try-in Abutment MultiPack D 3.4 / A 15 (angled, 3 pieces)	62
45 - 2294	Friadent Select Try-in Abutment MultiPack D 3.8 / A 15 (angled, 3 pieces)	62
45 - 2420	Friadent AuroBase D 3.0	39
45 - 2430	Friadent AuroBase D 3.4	39
45 - 2440	Friadent AuroBase D 3.8	39
45 - 2450	Friadent AuroBase D 4.5	39
45 - 2460	Friadent AuroBase D 5.5	39
45 - 2530	Friadent CeraBase Abutment D 3.4 conical	38
45 - 2531	Friadent CeraBase Abutment D 3.4 anatomical	38
45 - 2540	Friadent CeraBase Abutment D 3.8 conical	38
45 - 2541	Friadent CeraBase Abutment D 3.8 anatomical	38
45 - 2550	Friadent CeraBase Abutment D 4.5 conical	38
45 - 2551	Friadent CeraBase Abutment D 4.5 anatomical	38
45 - 2560	Friadent CeraBase Abutment D 5.5 conical	38
45 - 2561	Friadent CeraBase Abutment D 5.5 anatomical	38
45 - 2620	Friadent Telescopic Abutment D 3.0	40

Order No.	Article	Page	Order No.	Article	Page
45 - 2621	Friadent Milling Implant D 3.0	30	45 - 3344	Friadent Locator Insert for Prosthetic Ratchet	53
45 - 2630	Friadent Telescopic Abutment D 3.4	40	45 - 3345	Locator Angle Measurement Guide	53
45 - 2631	Friadent Milling Implant D 3.4	30	45 - 3346	Locator Parallel Post	53
45 - 2640	Friadent Telescopic Abutment D 3.8	40	45 - 3347	Locator Male Processing Package Titanium	53
45 - 2641	Friadent Milling Implant D 3.8	30	45 - 3348	Locator Male Processing Package Stainless steel	53
45 - 2650	Friadent Telescopic Abutment D 4.5	40	45 - 3349	Locator Replacement Male clear, strong retention	53
45 - 2651	Friadent Milling Implant D 4.5	30	45 - 3350	Locator Replacement Male pink, light retention	53
45 - 2660	Friadent Telescopic Abutment D 5.5	40	45 - 3351	Locator Replacement Male blue, extra light retention	53
45 - 2661	Friadent Milling Implant D 5.5	30	45 - 3352	Locator Replacement Male extended range: green, strong retention	53
45 - 3131	Friadent Ball and Socket Attachment D 3.4 / GH 1	54	45 - 3353	Locator Replacement Male extended range: orange, light retention	53
45 - 3132	Friadent Ball and Socket Attachment D 3.4 / GH 2	54	45 - 3354	Locator Replacement Male extended range: red, extra light retention	53
45 - 3133	Friadent Ball and Socket Attachment D 3.4 / GH 3	54	45 - 3355	Locator Impression Coping	53
45 - 3141	Friadent Ball and Socket Attachment D 3.8 / GH 1	54	45 - 3356	Locator Female Analog D 4	53
45 - 3142	Friadent Ball and Socket Attachment D 3.8 / GH 2	54	45 - 3357	Locator Female Analog D 5	53
45 - 3143	Friadent Ball and Socket Attachment D 3.8 / GH 3	54	45 - 3358	Locator Black Processing Replacement Male	53
45 - 3145	Friadent Ball and Socket Attachment D 3.8 / GH 5	54	45 - 3359	Locator Block-Out Spacer	53
45 - 3151	Friadent Ball and Socket Attachment D 4.5 / GH 1	54	45 - 3360	Locator Replacement Male extended range: gray, zero retention	53
45 - 3152	Friadent Ball and Socket Attachment D 4.5 / GH 2	54	45 - 3361	Locator Processing Spacer	53
45 - 3153	Friadent Ball and Socket Attachment D 4.5 / GH 3	54	45 - 4020	Friadent Implant Analog D 3.0	30
45 - 3155	Friadent Ball and Socket Attachment D 4.5 / GH 5	54	45 - 4030	Friadent Implant Analog D 3.4	30
45 - 3161	Friadent Ball and Socket Attachment D 5.5 / GH 1	54	45 - 4040	Friadent Implant Analog D 3.8	30
45 - 3162	Friadent Ball and Socket Attachment D 5.5 / GH 2	54	45 - 4050	Friadent Implant Analog D 4.5	30
45 - 3163	Friadent Ball and Socket Attachment D 5.5 / GH 3	54	45 - 4060	Friadent Implant Analog D 5.5	30
45 - 3165	Friadent Ball and Socket Attachment D 5.5 / GH 5	54	45 - 4101	Friadent Lab Set Soldering Analog for Bar D 3.4 - D 5.5	33
45 - 3200	Friadent Attachment Matrix D 3.4 - D 5.5	54	45 - 4102	Friadent Lab Set Soldering Analog for Bridge D 3.4 - D 5.5	33
45 - 3210	Friadent O-Ring	54	45 - 4103	Friadent Soldering Analog, universal D 3.4 - D 5.5	33
45 - 3340	Locator Core Tool 3-piece	53	45 - 4105	Friadent Attachment Patrix Analog universal D 3.4 - D 5.5	54
45 - 3341	Locator Abutment Holder Sleeve	53	45 - 4206	Friadent Soldering Screw for Bar D 3.4 - D 5.5	33

# Product index

Order No.	Article	Page
45 - 4207	Friadent Soldering Screw for Bridge D 3.4 - D 5.5	36
45 - 4210	Friadent Gold Bar round 50 mm length	51
45 - 4212	Friadent Titanium Bar round 50 mm length	51
45 - 4215	Friadent Gold Bar Clip 50 mm length	51
45 - 4230	Friadent Gold Bar Coping D 3.4	49
45 - 4231	Friadent Titanium Bar Coping D 3.4	50
45 - 4240	Friadent Gold Bar Coping D 3.8	49
45 - 4241	Friadent Titanium Bar Coping D 3.8	50
45 - 4250	Friadent Gold Bar Coping D 4.5	49
45 - 4251	Friadent Titanium Bar Coping D 4.5	50
45 - 4260	Friadent Gold Bar Coping D 5.5	49
45 - 4261	Friadent Titanium Bar Coping D 5.5	50
45 - 4305	Friadent Standard Abutment Screw D 3.4 - D 5.5	34
45 - 4330	Friadent Castable Waxing Sleeve D 3.4	46
45 - 4340	Friadent Castable Waxing Sleeve D 3.8	46
45 - 4350	Friadent Castable Waxing Sleeve D 4.5	46
45 - 4360	Friadent Castable Waxing Sleeve D 5.5	46
45 - 4410	Friadent Horizontal Screw Seat	36
45 - 4530	Friadent Castable Bar Coping D 3.4	51
45 - 4540	Friadent Castable Bar Coping D 3.8	51
45 - 4550	Friadent Castable Bar Coping D 4.5	51
45 - 4560	Friadent Castable Bar Coping D 5.5	51
45 - 4630	Friadent Cast-to Waxing Sleeve D 3.4	47
45 - 4640	Friadent Cast-to Waxing Sleeve D 3.8	47
45 - 4650	Friadent Cast-to Waxing Sleeve D 4.5	47
45 - 4660	Friadent Cast-to Waxing Sleeve D 5.5	47
45 - 4741	Xive MP Welding Sleeve D 3.4 - D 3.8	56
45 - 4751	Xive MP Welding Sleeve D 4.5	56
45 - 4830	Friadent PassivFit Set D 3.4	48
45 - 4840	Friadent PassivFit Set D 3.8	48
45 - 4850	Friadent PassivFit Set D 4.5	48
45 - 4860	Friadent PassivFit Set D 5.5	48
45 - 5025	Friadent Select Sleeve D 3.0	62
45 - 5035	Friadent Select Sleeve D 3.4	62
45 - 5045	Friadent Select Sleeve D 3.8	62
45 - 5055	Friadent Select Sleeve D 4.5	62
45 - 5065	Friadent Select Sleeve D 5.5	62
45 - 5106	Friadent Paralleling Pin D 2.0 / D 3.0	78

Order No.	Article	Page
45 - 5280	Friadent Drill Cleaning Instrument	78
45 - 5605	Friadent Seating Instrument for Transfer Coping	93
45 - 5617	Friadent Seating Instrument for Attachment Insert and MP Insert	93
45 - 5618	Friadent Mounting device for Hex Driver	92
45 - 5621	Friadent Activator for Ball and Socket Attachment	93
45 - 5622	Friadent Deactivator for Ball and Socket Attachment	93
45 - 5623	Friadent Bar Clip Activator	94
45 - 5650	Friadent Hex Driver width 0.9 mm	92
45 - 5660	Friadent Tissue Punch D 3.8	81
45 - 5661	Friadent Tissue Punch D 4.5	81
45 - 5662	Friadent Tissue Punch D 5.5	81
45 - 5665	Friadent Tissue Punch D 3.0	81
45 - 5666	Friadent Tissue Punch D 3.4	81
45 - 5700	Friadent Finisher for Screw Head Seat for Screw-retained Suprastructures	94
45 - 5702	Friadent Finisher for Horizontal Screw Set	94
45 - 5705	Friadent Finisher for Abutment Seat for Screw-retained Suprastructures D 3.4 - D 4.5	94
45 - 5707	Friadent Finisher for Abutment Seat for Screw-retained Suprastructures D 5.5	94
45 - 5709	Friadent Ratchet	91
45 - 5714	Friadent Ratchet Slot Screwdriver Blade width 2.0 mm / 14 Ncm / short	91
45 - 5722	Friadent Ratchet Slot Screwdriver Blade width 2.0 mm / 14 Ncm / long	91
45 - 5732	Friadent Ratchet Hex Driver Width 0.9 mm / 14 Ncm / short	91
45 - 5733	Friadent Ratchet Hex Driver Width 0.9 mm / 14 Ncm / long	91
45 - 5734	Friadent Ratchet Hex Driver Width 1.22 mm / 24 Ncm / short	91
45 - 5736	Friadent Ratchet Hex Driver Width 1.22 mm / 24 Ncm / long	91
45 - 5753	Friadent CeraBase Diamond Milling Tool Medium	93
45 - 5755	Friadent CeraBase Diamond Milling Tool Fine	93
45 - 6010	Xive Surgical Ratchet	80
45 - 6020	Xive Ratchet	80

Order No.	Article	Page	Order No.	Article	Page
45 - 9981	Friadent Acrylic Model Maxilla without prosthetics	95	46 - 1665	Friadent MP Transfer Impression Coping D 5.5	32
45 - 9982	Friadent Acrylic Model Maxilla with prosthetics	95	46 - 1730	Friadent EsthetiCap D 3.4 / oval	24
45 - 9985	Xive Acrylic Model Mandible without prosthetics (bar construction)	95	46 - 1740	Friadent EsthetiCap D 3.8 / oval	24
45 - 9986	Xive Acrylic Model Mandible with prosthetics (bar construction)	95	46 - 1745	Friadent EsthetiCap D 3.8 / triangular	24
46 - 1220	Friadent TempBase D 3.0	21	46 - 1750	Friadent EsthetiCap D 4.5 / oval	24
46 - 1230	Friadent TempBase D 3.4	21	46 - 1755	Friadent EsthetiCap D 4.5 / triangular	24
46 - 1231	Xive Temporary Welding Abutment D 3.4	56	46 - 1760	Friadent EsthetiCap D 5.5 / oval	24
46 - 1235	Friadent TempBase Cap D 3.0 - D 3.8	21	46 - 1765	Friadent EsthetiCap D 5.5 / triangular	24
46 - 1240	Friadent TempBase D 3.8	21	46 - 2121	Friadent EstheticBase D 3.0 / GH 1 straight / A 0	34
46 - 1241	Xive Temporary Welding Abutment D 3.8	56	46 - 2122	Friadent EstheticBase D 3.0 / GH 2 straight / A 0	34
46 - 1250	Friadent TempBase D 4.5	21	46 - 2123	Friadent EstheticBase D 3.0 / GH 3 straight / A 0	34
46 - 1251	Xive Temporary Welding Abutment D 4.5	56	46 - 2125	Friadent EstheticBase D 3.0 / GH 5 straight / A 0	34
46 - 1255	Friadent TempBase Cap D 4.5	21	46 - 2131	Friadent EstheticBase D 3.4 / GH 1 straight / A 0	34
46 - 1260	Friadent TempBase D 5.5	21	46 - 2132	Friadent EstheticBase D 3.4 / GH 2 straight / A 0	34
46 - 1265	Friadent TempBase Cap D 5.5	21	46 - 2133	Friadent EstheticBase D 3.4 / GH 3 straight / A 0	34
46 - 1279	Friadent TempBase Retaining Screw D 3.0	21	46 - 2135	Friadent EstheticBase D 3.4 / GH 5 straight / A 0	34
46 - 1280	Friadent TempBase Retaining Screw D 3.4 - D 5.5	21	46 - 2141	Friadent EstheticBase D 3.8 / GH 1 straight / A 0	34
46 - 1430	Friadent MP Cover Screw D 3.4	42	46 - 2142	Friadent EstheticBase D 3.8 / GH 2 straight / A 0	34
46 - 1440	Friadent MP Cover Screw D 3.8	42	46 - 2143	Friadent EstheticBase D 3.8 / GH 3 straight / A 0	34
46 - 1450	Friadent MP Cover Screw D 4.5	42	46 - 2145	Friadent EstheticBase D 3.8 / GH 5 straight / A 0	34
46 - 1460	Friadent MP Cover Screw D 5.5	42	46 - 2151	Friadent EstheticBase D 4.5 / GH 1 straight / A 0	34
46 - 1615	Friadent MP PickUp Guide Pin	32	46 - 2152	Friadent EstheticBase D 4.5 / GH 2 straight / A 0	34
46 - 1616	Abutment Screw for Welding Sleeve	56	46 - 2153	Friadent EstheticBase D 4.5 / GH 3 straight / A 0	34
46 - 1630	Friadent MP PickUp Impression Coping D 3.4	32	46 - 2155	Friadent EstheticBase D 4.5 / GH 5 straight / A 0	34
46 - 1635	Friadent MP Transfer Impression Coping D 3.4	32	46 - 2161	Friadent EstheticBase D 5.5 / GH 1 straight / A 0	34
46 - 1640	Friadent MP PickUp Impression Coping D 3.8	32	46 - 2162	Friadent EstheticBase D 5.5 / GH 2 straight / A 0	34
46 - 1645	Friadent MP Transfer Impression Coping D 3.8	32	46 - 2163	Friadent EstheticBase D 5.5 / GH 3 straight / A 0	34
46 - 1650	Friadent MP PickUp Impression Coping D 4.5	32			
46 - 1655	Friadent MP Transfer Impression Coping D 4.5	32			
46 - 1660	Friadent MP PickUp Impression Coping D 5.5	32			



# Product index

Order No.	Article	Page	Order No.	Article	Page
46 - 2165	Friadent EstheticBase D 5.5 / GH 5 straight / A 0	34	46 - 2343	Xive EstheticBase PS D 3.8 / GH 3 straight / AO	36
46 - 2221	Friadent EstheticBase D 3.0 / GH 1 angled / A 15	35	46 - 2345	Xive EstheticBase PS D 3.8 / GH 5 straight / AO	36
46 - 2222	Friadent EstheticBase D 3.0 / GH 2 angled / A 15	35	46 - 2441	Xive EstheticBase PS D 3.8 / GH 1 angled / A15	36
46 - 2223	Friadent EstheticBase D 3.0 / GH 3 angled / A 15	35	46 - 2442	Xive EstheticBase PS D 3.8 / GH 2 angled / A15	36
46 - 2225	Friadent EstheticBase D 3.0 / GH 5 angled / A 15	35	46 - 2443	Xive EstheticBase PS D 3.8 / GH 3 angled / A15	36
46 - 2231	Friadent EstheticBase D 3.4 / GH 1 angled / A 15	35	46 - 2445	Xive EstheticBase PS D 3.8 / GH 5 angled / A15	36
46 - 2232	Friadent EstheticBase D 3.4 / GH 2 angled / A 15	35	46 - 2831	Friadent MP Abutment D 3.4 / GH 1	41
46 - 2233	Friadent EstheticBase D 3.4 / GH 3 angled / A 15	35	46 - 2832	Friadent MP Abutment D 3.4 / GH 2	41
46 - 2235	Friadent EstheticBase D 3.4 / GH 5 angled / A 15	35	46 - 2833	Friadent MP Abutment D 3.4 / GH 3	41
46 - 2241	Friadent EstheticBase D 3.8 / GH 1 angled / A 15	35	46 - 2835	Friadent MP Abutment D 3.4 / GH 5	41
46 - 2242	Friadent EstheticBase D 3.8 / GH 2 angled / A 15	35	46 - 2841	Friadent MP Abutment D 3.8 / GH 1	41
46 - 2243	Friadent EstheticBase D 3.8 / GH 3 angled / A 15	35	46 - 2842	Friadent MP Abutment D 3.8 / GH 2	41
46 - 2245	Friadent EstheticBase D 3.8 / GH 5 angled / A 15	35	46 - 2843	Friadent MP Abutment D 3.8 / GH 3	41
46 - 2251	Friadent EstheticBase D 4.5 / GH 1 angled / A 15	35	46 - 2845	Friadent MP Abutment D 3.8 / GH 5	41
46 - 2252	Friadent EstheticBase D 4.5 / GH 2 angled / A 15	35	46 - 2851	Friadent MP Abutment D 4.5 / GH 1	41
46 - 2253	Friadent EstheticBase D 4.5 / GH 3 angled / A 15	35	46 - 2852	Friadent MP Abutment D 4.5 / GH 2	41
46 - 2255	Friadent EstheticBase D 4.5 / GH 5 angled / A 15	35	46 - 2853	Friadent MP Abutment D 4.5 / GH 3	41
46 - 2261	Friadent EstheticBase D 5.5 / GH 1 angled / A 15	35	46 - 2855	Friadent MP Abutment D 4.5 / GH 5	41
46 - 2262	Friadent EstheticBase D 5.5 / GH 2 angled / A 15	35	46 - 2861	Friadent MP Abutment D 5.5 / GH 1	41
46 - 2263	Friadent EstheticBase D 5.5 / GH 3 angled / A 15	35	46 - 2862	Friadent MP Abutment D 5.5 / GH 2	41
46 - 2265	Friadent EstheticBase D 5.5 / GH 5 angled / A 15	35	46 - 2863	Friadent MP Abutment D 5.5 / GH 3	41
46 - 2341	Xive EstheticBase PS D 3.8 / GH 1 straight / AO	36	46 - 2865	Friadent MP Abutment D 5.5 / GH 5	41
46 - 2342	Xive EstheticBase PS D 3.8 / GH 2 straight / AO	36	46 - 2932	Xive MP Abutment D 3.4 / GH 2, angled / A 15	43
			46 - 2933	Xive MP Abutment D 3.4 / GH 3, angled / A 15	43
			46 - 2935	Xive MP Abutment D 3.4 / GH 5, angled / A 15	43
			46 - 2942	Xive MP Abutment D 3.8 - D 5.5 / GH 2, angled / A 15	43
			46 - 2943	Xive MP Abutment D 3.8 - D 5.5 / GH 3, angled / A 15	43
			46 - 2945	Xive MP Abutment D 3.8 - D 5.5 / GH 5, angled / A 15	43
			46 - 2951	Xive MP Abutment PS D 3.8 / GH 1	42
			46 - 2952	Xive MP Abutment PS D 3.8 / GH 2	42
			46 - 2953	Xive MP Abutment PS D 3.8 / GH 3	42
			46 - 2955	Xive MP Abutment PS D 3.8 / GH 5	42

Order No.	Article	Page	Order No.	Article	Page
46 - 3032	Xive MP Abutment D 3.4 / GH 2, angled / A 30	43	46 - 5710	Friadent Handpiece HexDriver Width 0.9 mm/short	92
46 - 3033	Xive MP Abutment D 3.4 / GH 3, angled / A 30	43	46 - 5711	Friadent Handpiece HexDriver Width 1.22 mm/short	92
46 - 3042	Xive MP Abutment D 3.8 - D 5.5 / GH 2, angled / A 30	43	46 - 5712	Friadent Handpiece Slot Screwdriver Blade width 2.0 mm/short	92
46 - 3043	Xive MP Abutment D 3.8 - D 5.5 / GH 3, angled / A 30	43	46 - 5720	Friadent Handpiece HexDriver Width 0.9 mm/long	92
46 - 3100	Xive MP Insert Head	43	46 - 5721	Friadent Handpiece HexDriver Width 1.22 mm / long	92
46 - 3130	Xive MP Retention Sleeve short D 3.4	48	46 - 5722	Friadent Handpiece Slot Screwdriver Blade width 2.0 mm / long	92
46 - 3140	Xive MP Retention Sleeve short D 3.8	48	46 - 5750	Friadent Handle for Handpiece Hex Driver	92
46 - 3150	Xive MP Retention Sleeve short D 4.5	48	46 - 5880	Friadent Implant Driver Manual long	80
46 - 3160	Xive MP Retention Sleeve short D 5.5	48	46 - 7000	Friadent Prosthetic Set Mini	89
46 - 3230	Xive MP Retention Sleeve long D 3.4	48	46 - 7001	Friadent Prosthetic Set Mini (empty)	89
46 - 3240	Xive MP Retention Sleeve long D 3.8	48	46 - 8130	Friadent MP Lab Set Transfer Impression D 3.4	31
46 - 3250	Xive MP Retention Sleeve long D 4.5	48	46 - 8140	Friadent MP Lab Set Transfer Impression D 3.8	31
46 - 3260	Xive MP Retention Sleeve long D 5.5	48	46 - 8150	Friadent MP Lab Set Transfer Impression D 4.5	31
46 - 4030	Friadent MP Analog D 3.4	33	46 - 8160	Friadent MP Lab Set Transfer Impression D 5.5	31
46 - 4040	Friadent MP Analog D 3.8	33	46 - 8230	Friadent MP Lab Set PickUp Impression D 3.4	31
46 - 4050	Friadent MP Analog D 4.5	33	46 - 8240	Friadent MP Lab Set PickUp Impression D 3.8	31
46 - 4060	Friadent MP Analog D 5.5	33	46 - 8250	Friadent MP Lab Set PickUp Impression D 4.5	31
46 - 4200	Friadent MP Coping Screw D 3.4 - D 5.5	49	46 - 8260	Friadent MP Lab Set PickUp Impression D 5.5	31
46 - 4300	Friadent MP Screw for Castable Waxing Sleeve D 3.4 - D 5.5	46	46 - 9530	Friadent MP Lab Set Bridge with Castable Waxing Sleeve D 3.4	46
46 - 4301	Xive MP Screw long D 3.4 - D 5.5	48	46 - 9540	Friadent MP Lab Set Bridge with Castable Waxing Sleeve D 3.8	46
46 - 4304	Friadent Standard Abutment Screw D 3.0	36	46 - 9550	Friadent MP Lab Set Bridge with Castable Waxing Sleeve D 4.5	46
46 - 4305	Friadent Screw for EstheticBase D 3.4 - D 5.5	36	46 - 9560	Friadent MP Lab Set Bridge with Castable Waxing Sleeve D 5.5	46
46 - 4401	Friadent Horizontal Screw Standard	36	46 - 9630	Friadent MP Lab Set Gold Bar Coping D 3.4	49
46 - 4402	Friadent Horizontal Screw Long	36	46 - 9637	Friadent MP Lab Set Titanium Bar Coping D 3.4	50
46 - 4403	Friadent Horizontal Screw Set Standard	36	46 - 9638	Friadent MP Lab Set Castable Bar Coping D 3.4	51
46 - 4404	Friadent Horizontal Screw Set Long	36			
46 - 4405	Friadent Transverse Screw Standard	36			
46 - 4406	Friadent Transverse Screw Long	36			
46 - 4407	Friadent Transverse Screw Set Standard	36			
46 - 4408	Friadent Transverse Screw Set Long	36			
46 - 5610	Friadent Ratchet Seating Instrument for MP Insert Screw	93			
46 - 5615	Friadent Handpiece Seating Instrument for MP insert screw for contra-angle handpiece	93			



# Product index

Order No.	Article	Page
46 - 9640	Friadent MP Lab Set Gold Bar Coping D 3.8	49
46 - 9647	Friadent MP Lab Set Titanium Bar Coping D 3.8	50
46 - 9648	Friadent MP Lab Set Castable Bar Coping D 3.8	51
46 - 9650	Friadent MP Lab Set Gold Bar Coping D 4.5	49
46 - 9657	Friadent MP Lab Set Titanium Bar Coping D 4.5	50
46 - 9658	Friadent MP Lab Set Castable Bar Coping D 4.5	51
46 - 9660	Friadent MP Lab Set Gold Bar Coping D 5.5	49
46 - 9667	Friadent MP Lab Set Titanium Bar Coping D 5.5	50
46 - 9668	Friadent MP Lab Set Castable Bar Coping D 5.5	51
46 - 9930	Friadent MP Lab Set Bridge with Cast-to Waxing Sleeve D 3.4	47
46 - 9940	Friadent MP Lab Set Bridge with Cast-to Waxing Sleeve D 3.8	47
46 - 9950	Friadent MP Lab Set Bridge with Cast-to Waxing Sleeve D 4.5	47
46 - 9960	Friadent MP Lab Set Bridge with Cast-to Waxing Sleeve D 5.5	47
47 - 1141	Friadent Cercon Abutment D 3.8 / GH 1, neutral, straight / A 0	37
47 - 1142	Friadent Cercon Abutment D 3.8 / GH 2, neutral, straight / A 0	37
47 - 1151	Friadent Cercon Abutment D 4.5 / GH 1, neutral, straight / A 0	37
47 - 1152	Friadent Cercon Abutment D 4.5 / GH 2, neutral, straight / A 0	37
47 - 1241	Friadent Cercon Abutment D 3.8 / GH 1, neutral, angled / A 15	37
47 - 1242	Friadent Cercon Abutment D 3.8 / GH 2, neutral, angled / A 15	37
47 - 1251	Friadent Cercon Abutment D 4.5 / GH 1, neutral, angled / A 15	37
47 - 1252	Friadent Cercon Abutment D 4.5 / GH 2, neutral, angled / A 15	37
47 - 2141	Friadent Cercon Abutment D 3.8 / GH 1, dentine straight / A 0	37
47 - 2142	Friadent Cercon Abutment D 3.8 / GH 2, dentine straight / A 0	37
















Order No.	Article	Page
47 - 2151	Friadent Cercon Abutment D 4.5 / GH 1, dentine straight / A 0	37
47 - 2152	Friadent Cercon Abutment D 4.5 / GH 2, dentine straight / A 0	37
47 - 2241	Friadent Cercon Abutment D 3.8 / GH 1, dentine angled / A 15	37
47 - 2242	Friadent Cercon Abutment D 3.8 / GH 2, dentine angled / A 15	37
47 - 2251	Friadent Cercon Abutment D 4.5 / GH 1, dentine angled / A 15	37
47 - 2252	Friadent Cercon Abutment D 4.5 / GH 2, dentine angled / A 15	37
47 - 3012	Friadent Titanium Wire 1.2 / L 100 Grade 2	57
47 - 3013	Friadent Titanium Wire 1.5 / L 150 Grade 2	57
47 - 3014	Friadent Titanium Wire 2.0 / L 150 Grade 2	57
47 - 4710	WeldOne Welding Unit	57
49 - 1211	Friadent Radiographic Balls	63
90 - 5043	Long Internal Irrigation Tube (for Drill Extension)	88
90 - 6620	Frios Unit S/i Surgical Motor	88
90 - 6630	Frios Unit S/i Foot Control	88
91 - 0003	Friadent Drill Extension	78
91 - 4502	Khoury Drill Guide Pin	62

All products may not be regulatory cleared/released/licensed in all markets. Please, contact the local Dentsply Sirona Implants sales office for current product assortment and availability. To improve readability for our customers, Dentsply Sirona Implants does not use ® or ™ in body copy. However, Dentsply Sirona Implants does not waive any right to the trademark and nothing herein shall be interpreted to the contrary. Please note that the dimensions shown in the product catalog can vary due to printing issues.

#### Labelling of materials

Information regarding the materials involved in implants, system components and instruments is given in the form of a reference number after every article: Xive Gingiva Former C<sup>4</sup>. Page 97 of this catalog presents an overview of the materials and the composition of the materials used. The images in this catalog are for illustration purposes only. The size of the illustrated products may deviate from the original product. Dentsply Sirona Implants reserves the right to make any technical changes without prior notice.

# Explanation of the symbols on labels and instructions for use

 Date of manufacture	 Single use	 Consult instructions for use ifu.dentsplysirona.com Consult instructions for use.*
 Legal manufacturer.	 Do not re-sterilize	 LOT/BATCH number.
 Use by	 GOST is the valid quality certification system in Russian Federation.	 Article number.
 Sterilized using irradiation.	 Products carrying the CE mark fulfill the requirements of the Medical Device Directive.	 Contains article number (GTIN number), lot number and quantity.
 <b>Caution:</b> Federal (USA) law restricts this product to sale by or on a order of a dentist.	<p>0123</p> Identification of Notified Body.	
 The product is not sterile.	 Do not use if package is damaged	<p>* To read PDF files you will need Adobe Reader. Download free of charge at <a href="http://get.adobe.com/reader">get.adobe.com/reader</a>.</p>

# Notes

### About Dentsply Sirona Implants

Dentsply Sirona Implants offers comprehensive solutions for all phases of implant therapy, including Ankylos®, Astra Tech Implant System® and Xive® implant lines, digital technologies, such as Atlantis® patient-specific solutions and Simplant® guided surgery, Symbios® regenerative solutions, and professional and business development programs, such as STEPPS™. Dentsply Sirona Implants creates value for dental professionals and allows for predictable and lasting implant treatment outcomes, resulting in enhanced quality of life for patients.

### About Dentsply Sirona

Dentsply Sirona is the world's largest manufacturer of professional dental products and technologies, with a 130-year history of innovation and service to the dental industry and patients worldwide. Dentsply Sirona develops, manufactures, and markets a comprehensive solutions offering including dental and oral health products as well as other consumable medical devices under a strong portfolio of world class brands. As The Dental Solutions Company™, Dentsply Sirona's products provide innovative, high-quality and effective solutions to advance patient care and deliver better, safer and faster dentistry. Dentsply Sirona's global headquarters is located in York, Pennsylvania, and the international headquarters is based in Salzburg, Austria. The company's shares are listed in the United States on NASDAQ under the symbol XRAY.

Visit [www.dentsplysirona.com](http://www.dentsplysirona.com) for more information about Dentsply Sirona and its products.