

Software Generation 5

Connect SW, CEREC SW and OraCheck

Why invest in hardware upgrade?



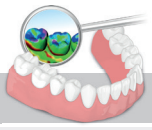
Investing in hardware upgrades means to participate in the latest technical achievements, to increase the performance of the existing equipment and to valorize the initial investment.

- Work with the new CEREC and Connect Software Generation 5, with an even **more user friendly and intelligent software**.
- Start using your intraoral scanner to **monitor intraoral changes** with OraCheck 5.
- CEREC SW 5.1 enables users of CEREC AC with Omnicam to upgrade to the **new and more powerful software**.

Highlights:

- **Improved scan accuracy with Omnicam**
- Guided scan in Connect SW 5.1
- Visualization of intraoral volumetric changes over time with OraCheck 5
- New design

The benefits of the new Software Generation 5 at a glance

CEREC SW 5.1 	Connect SW 5.1 	OraCheck 5 
<ul style="list-style-type: none">• Improved scan accuracy with Omnicam* (Study Ender et al.)• Artificial intelligence*• Improved calculation time*• Automatic artifact removal*• Fast 5-clicks-concept• STL Export inside	<ul style="list-style-type: none">• Guided scan in Connect SW 5.1 for even more accurate full-arch-scans with Omnicam• Aligner• SureSmile connectivity• Splints• Individual impression tray	<ul style="list-style-type: none">• Visualization of volumetric changes in the soft tissue, hard tissue and position of the teeth over time

* Also implemented in the Connect Software 5.1.

Requirements for the previous generation CEREC AC

The new Software Generation 5 runs on Windows 10. In order to benefit from the Software Generation 5, a hardware performance upgrade might be necessary. Depending on the hardware generation, different performance upgrades are available. Please refer to my.cerec.com/en/products/software-generation-5 for details.