



Simplant®

Guided Surgery

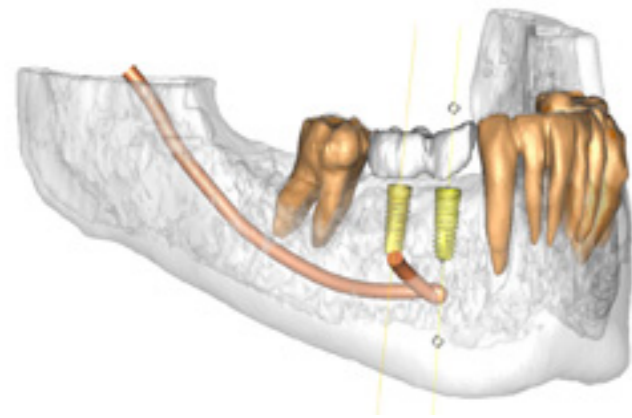
—delivering restorative
driven implant treatment



 **Dentsply
Sirona**
Implants

Simplant[®]—the key to unlocking digital potential

As part of the Denstply Sirona Implants Digital Solutions offering, Simplant delivers predictable 3D implant treatment solutions—enabling outstanding prosthetic results as planned.



From dental scanning and planning, to drilling and implant placement, to Immediate Smile temporary restorations delivered prior to surgery, Simplant offers clinicians a comprehensive 3D system for predictable implant treatment.

The Simplant Guide forms the link between the digital treatment plan in Simplant and the surgery. Precise planning and implant placement enables minimal invasive treatment, as well as reduced chair time. Moreover, it gives confidence to both clinician and patient and it brings

surgery and restoration to a new level: The patient can be treated in one single treatment session and leave with an expertly planned temporary restoration.

Simplant solutions are cost-effective, user-friendly and uniquely compatible with the brands and equipment that clinicians already know and use. Simplant computer guided implant treatment is compatible with over 10,000 implants from more than 100 brands, as well as all DICOM compatible (CB) CT scanners and major optical and intraoral scanners.



Efficient turn-around times. Simplant Guide production as fast as 48 hours when using the FastTrack order process.

ISO 13485

As a manufacturer of medical devices, we are compliant with the European Medical Device Directive and with the Quality Systems Regulation (CFR section 820), under the authority of the FDA.

>20

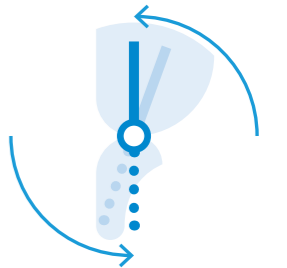
Over 20 years experience in computer guided implant treatment

Compatible with
10,000
implants from more than
100
brands

3D

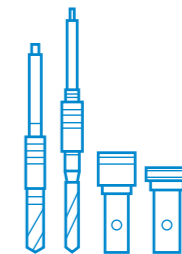


Comprehensive 3D communication increases case acceptance and facilitates teamwork



Precise implant placement with Simplant Guide

25



Customized Simplant SAFE Guide designs, to meet the requirements of brand-specific guided surgery instruments

Plan for predictability

When CBCT examination is combined with a restorative driven implant plan in Simplant, a custom-made stereolithographic drill guide can be fabricated accurately. The result is a well-planned surgical procedure that reflects the desired functional and esthetic outcome—making the treatment predictable for clinician and patient.

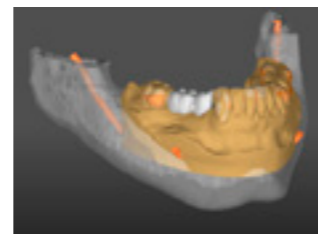
With Simplant, you can create a 3D implant plan that considers both surgical and prosthetic aspects, including:

- Evaluation of the clinical situation from the anatomical information in the (CB)CT scan, such as bone volume and quality, neighboring teeth, the alveolar nerve, and sinuses
- Assessment of the soft tissue thickness from the stone model
- Virtual planning of the implants based on the clinical situation
- Precise transfer of the digital plan to surgery utilizing a Simplant Guide

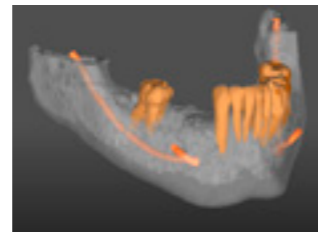
Assess the end result from the included wax-up or the digital tooth set-up



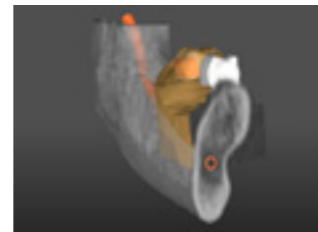
Bone from (CB)CT scan



Stone model and wax-up from optical scan



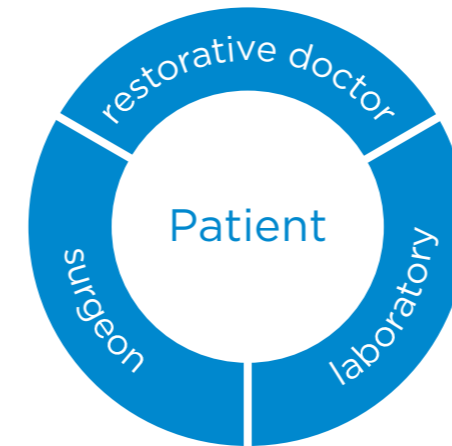
Teeth with roots and nerves (from (CB)CT scan)



Inside of bone

Partnership for restoring quality of life

Comprehensive treatment planning enables the clinician to have clear communication with the patient and increases the patient's understanding and acceptance.



The implant treatment often involves an entire team consisting of restorative doctor, surgeon, and dental laboratory. Simplant allows for optimal team.

In the end, everyone wins, especially the patient who gets a long-lasting esthetic solution that can be visualized right from the beginning of the process.

Confident implant placement

Simplant guides take Simplant diagnostics to another dimension. Custom-made stereolithographic Simplant guides provide a seamless link between implant planning and actual treatment. With flexible Simplant Guide options, you can perform your preferred surgical technique with confidence.



Tooth-supported

Recommended for single tooth and partially edentulous cases when minimally invasive surgery is preferred.



Bone-supported

For partially or fully edentulous cases when increased visibility is needed.



Mucosa-supported

For fully edentulous cases when minimally invasive surgery is preferred.



Save time for bone procedures

A reduction guide can be ordered together with the bone-supported Simplant Guide for bone reduction procedures. For bone regeneration procedures, the 3D printed bone model allows to shape the graft prior to surgery. Or simply use the printed bone model with graft volume to pre-shape a titanium membrane.



Immediate Smile® featuring Atlantis® Abutment

Rotational transfer is available in the Simplant Guide, when individualized esthetics are to be delivered. Outstanding soft tissue healing can start immediately after implant surgery with a patient-specific Atlantis Abutment. More in depth information about this solution can be found on page 10.

Instruments developed for all implant brands

With a Simplant Guide and universally compatible Simplant instruments, clinicians can execute guided surgery in a safe and accurate manner, even when an implant system does not offer all the instruments required for guided implant surgery or depth control.



Simplant® Pilot Guide

- Drill guidance of the first drilling step
- Drill depth control in combination with the LongStop Drill System



Simplant® Universal Guide

- Drill guidance for the full drill sequence
- Drill depth control in combination with the LongStop Drill System
- Lateral open sleeves can be chosen when inter-occlusal space is limited



The LongStop Drill System provides physical drill depth control and covers drill lengths for most clinical situations. The drills are multiple use and color-coded.



For dental practices working with multiple implant brands, Simplant instruments are a cost-efficient complementary solution next to the clinician's favorite brand-specific guided surgery instruments.

Brand-specific guided surgery instruments

Naturally, the computer guided implant treatment that offers the greatest flexibility is also backed by a premium research and development team. With already 25 customized Simplant SAFE Guide designs to meet the requirements of brand-specific guided surgery instruments, we honor your desire to work with your favorite instruments and commit to the highest standard-of-care for guided drilling and guided implant placement.



Simplant® SAFE Guide

- Drill guidance with full depth control.
- Guided implant placement with full depth control.
- Available for all major implant systems, including Denstply Sirona Implants, Anthogyr, Bego, Bicon, BioHorizons, Biomet 3i, Camlog, Nobel Biocare, Sic, Straumann, Sweden&Martina, Zimmer Dental and more.

Simplant SAFE Guide with lateral access reduces the insertion height*



* Unique for Ankylos, Astra Tech Implant System EV and Xive implants. Lateral access is also available for other implant brands when using the Simplant Universal Guide

Time saving and high patient comfort

With the Immediate Smile concept, a temporary restoration can be delivered prior to surgery. The temporary restoration is used together with a Simplant Guide in one single appointment. Patients can leave the surgery with new teeth and a beautiful smile—an Immediate Smile.



Immediate Smile Digital

Immediate Smile solutions are delivered as a digital set of files. Using the digital set of files in 3rd party CAD software, the desired temporary restoration can be created at the dental laboratory.

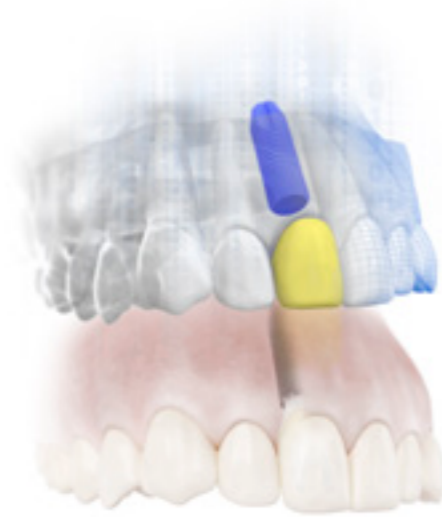


Immediate Smile Model

Following this integrated digital workflow, clinics and laboratories take advantage of significant postsurgical time savings to deliver immediate prosthetics. To the patient, this means time saved and high comfort, as the surgery and the temporization take place in a single visit.

Individualized esthetics and healthy soft tissue

When featuring an Atlantis Abutment, the Immediate Smile concept combines the proven benefits of Implant guided surgery and the Atlantis patient-specific design into a solution that delivers considerable clinical and patient value.



The Simplant Guide and the Atlantis Abutment and temporary crown are delivered at implant installation and provide perfect conditions for individualized esthetics and healthy soft-tissue.

And it enables a faster and convenient workflow at the laboratory, when the Atlantis Abutment Core File can be used to CAD/CAM design and manufacture the temporary crown, before receipt of the abutment and before implant placement.



Patient-specific abutments beyond CAD/CAM

Atlantis individually designed abutments support cement- and screw-retained solutions, on all major implant systems*. Atlantis abutment provides an excellent foundation for best possible function and esthetics.

Through the use of the patented Atlantis VAD (Virtual Abutment Design) software, each abutment is individually designed from the final tooth shape.

Atlantis VAD = computer designs, aided by humans. CAD = human designs, aided by computers.

* For the complete list of compatible implant systems, review the Atlantis abutments implant compatibility chart.

About Dentsply Sirona Implants

Dentsply Sirona Implants offers comprehensive solutions for all phases of implant therapy, including Ankylos®, Astra Tech Implant System® and Xive® implant lines, digital technologies, such as Atlantis® patient-specific solutions and Simplant® guided surgery, Symbios® regenerative solutions, and professional and business development programs, such as STEPPS™. Dentsply Sirona Implants creates value for dental professionals and allows for predictable and lasting implant treatment outcomes, resulting in enhanced quality of life for patients.

About Dentsply Sirona

Dentsply Sirona is the world's largest manufacturer of professional dental products and technologies, with a 130-year history of innovation and service to the dental industry and patients worldwide. Dentsply Sirona develops, manufactures, and markets a comprehensive solutions offering including dental and oral health products as well as other consumable medical devices under a strong portfolio of world class brands. As The Dental Solutions Company™, Dentsply Sirona's products provide innovative, high-quality and effective solutions to advance patient care and deliver better, safer and faster dentistry. Dentsply Sirona's global headquarters is located in York, Pennsylvania, and the international headquarters is based in Salzburg, Austria. The company's shares are listed in the United States on NASDAQ under the symbol XRAY.

Visit www.dentsplysirona.com for more information about Dentsply Sirona and its products.

THE DENTAL
SOLUTIONS
COMPANY™

