




Prime&Bond universal™

Universal Adhesive

		
20 sec Agitate slightly	5 sec Remove solvent	Cure ≥ 500 mW/cm²: 20 sec ≥ 800 mW/cm²: 10 sec



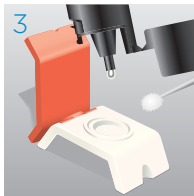
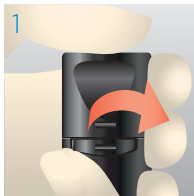
Caution, consult
instructions for use



THE DENTAL
SOLUTIONS
COMPANY™

 **Dentsply
Sirona**

Step by step instructions:



Preparation

Pull off originality seal.

Flip Top Bottle can be opened and closed with one hand. Do not screw off the cap.

Dispense Prime&Bond universal™ into a CliXdish™.

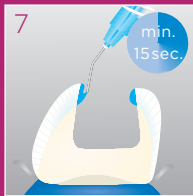
In a closed CliXdish™ Prime&Bond universal™ remains usable for up to 30 minutes.

To close the bottle, press down the cap until it locks in place with a perceptible “click”.



Cleaning &
Disinfection
Disassemble
CliXdish™
for reprocessing.

OPTIONAL




Etching

Start etching at
enamel margins.



Extend to dentin.

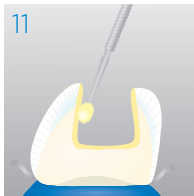


Rinsing

Remove acid gel
and rinse.

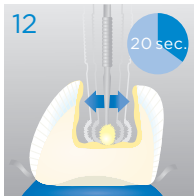


Remove excess
water.
**Do not
desiccate!**



Application

Apply **Prime&Bond universal™** to all cavity surfaces. Avoid pooling.



Keep **Prime&Bond universal™** slightly agitated for 20 seconds.



Evaporation

Evaporate solvent with air for at least 5 seconds.



Light-Curing

$\geq 500 \text{ mW/cm}^2 = 20\text{s}$
 $\geq 800 \text{ mW/cm}^2 = 10\text{s}$

Dentsply DeTrey GmbH
 De-Trey-Str. 1
 78467 Konstanz
 GERMANY
www.dentsplysirona.com

© 2016 Dentsply Sirona