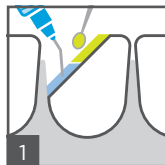




Spectra ST Effects¹

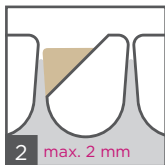
Universal Composite Restorative

SIMPLIFIED
LAYERING
SYSTEM



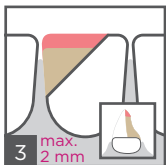
1 Conditioning and/or bonding

After shade selection apply adhesive according to the respective manufacturer's instructions for use.



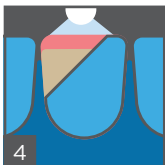
2 max. 2 mm Dentin core restoration

Restore palatal (lingual) ½ of tooth thickness with dentin shade to recreate dentin core. Leave space for the universal shade at the incisal third.



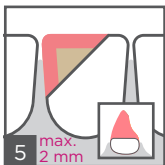
3 max. 2 mm Palatal (lingual) incisal-third restoration

Before curing the previous increment, complete palatal (lingual) wall by placing universal shade at the incisal third of the tooth.



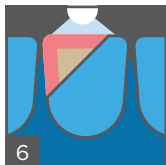
4 Light curing

Light cure palatal (lingual) restoration referencing provided curing table for curing time.



5 max. 2 mm Proximal wall restoration

Restore proximal area with universal shade.



6 Light curing

Light cure proximal area with at least 550 mW/cm² (e.g. SmartLite® Focus®) referencing the curing table for recommended curing time for each shade.

¹ Depending on market location, Spectra ST Effects is available as either TPH Spectra® ST Effects, Ceram.x Spectra™ ST Effects, or Neo Spectra™ ST Effects.

² VITA® is not a registered trademark of Dentsply Sirona, Inc.



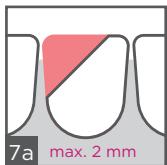
Caution, consult directions for use



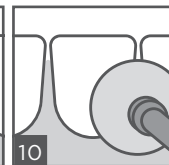
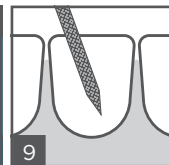
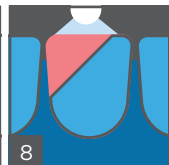
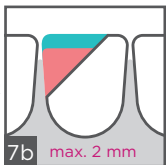


Spectra ST Effects

Universal Composite Restorative



OR



Shade	mW/cm ²	sec	mm
A1-A4	≥ 550	20	2
BW	≥ 800	10	
D1, D3	≥ 550	40	2
	≥ 800	30	
E1	≥ 550	10	2

For more information visit
www.dentsplysirona.com

Vestibular (facial) surface restoration

Complete vestibular (facial) portion of tooth thickness with universal shade.

Incisal edge effect (Optional)

For a highly translucent incisal edge, use the enamel shade on the incisal-third of the vestibular (facial) area.

Light curing

Light cure vestibular (facial) area referencing provided curing table for curing time.

Shaping and contouring

With finishing diamond or carbide burs.

Finishing and polishing

With Enhance® Finishers and Enhance® PoGo® Polishers.

Curing Table

Dentsply DeTrey GmbH
De-Trey-Str. 1
78467 Konstanz
GERMANY
www.dentsplysirona.com

© 2018 Dentsply Sirona, Inc.

Simplified Layering Recipes

	VITA®2 Shade															
	A1	B1	C1	A2	B2	D2	A3	C2	D3	D4	A3.5	B3	B4	C3	A4	C4
Universal CLOUD Shade	A1			A2			A3			A3.5			A4			
Opaque Dentin Shade	D1						D3									
Translucent Enamel Shade	E1															

Note: Colors in shade chart above correspond to CompuLe® Tips cap colors.

K102183-00

